

Product Catalog



Control Room Furniture Solutions

All-Steel Construction Looks better Longer

Modular Unit Design Future Flexibility

Custom Colors Match Your Decor

Laminated Work Surfaces Powder Coat Finish Integral Cable Management

Drawers Control Enclosures Bookcases Slide-Out Trays Sub-Panels EIA Equipment Racks

• **Control Rooms** • **Security Furniture** • **Command Centers** • **Medical Imaging Solutions**

How to contact us:

Phone: 888-664-6762

Fax: 888-664-6761

Email: sales@imagevisionconsoles.com

ImageVision Modular Consoles, Inc.

Mailing Address:

1650 Hausmann Gin Road
La Grange, TX 78945-5924

Physical Address:

1650 Hausmann Gin Road
La Grange, TX 78945-5924

About Us:

- Supplier of control room furniture, security consoles, industrial computer desks, medical imaging workstations, laboratory and technical furniture to fit virtually any industrial or commercial application
- By utilizing state-of-the-art communication tools we supply operator console projects around the world
- Complementary partner products include 24-hour rated chairs, flat screen monitor mounts, monitor arms, LCD display desk stands, x-ray film viewers, and high-resolution medical displays and more
- Our consoles are manufactured in fabrication facilities in Houston (ISO 9001:2008) and Magnolia, TX using ImageVision trademarks, product designs, fabrication drawings and specifications

Primary industries, markets and applications served:

- Petroleum and chemicals production, refineries, pipelines, offshore platforms, pulp and paper, lumber, mining, metals, cement, glass, food & beverage, brewing, shipboard/marine workstations, electric power generation, satellite tracking stations and water-wastewater treatment
- Security console furniture for hospitals, airports, baggage handling, ports, railroads, dams, bridges, tunnels, military bases, command centers and commercial buildings
- New markets include: medical imaging workstations, adjustable height consoles and accessory products

Our primary strengths:

- Heavy-duty all-steel console construction with innovative modular and highly flexible product design
- We ship fully assembled to reduce your console move in and set up costs
- Integral cable management for neat control console appearance; divided wire ways for power and control
- Personalized customer support; reliable and fast response; with flexibility to meet special needs
- Total quality management system with continuous process improvement in place
- 100% follow up on all orders to seek customer feedback and ensure satisfaction

Quality Policy

ImageVision's primary objectives are to clearly understand our customers requirements and expectations and to consistently deliver both products and services that meet these requirements and exceed their expectations.

ImageVision is committed to continuous improvement through the linkage of customer feedback to our business processes and product design improvements. These improvements are tied to our Customer Service Reports (CSR's) and engineering change orders to insure prompt resolution and maximized problem prevention.

*Quality is remembered
long after price is forgotten*

Both of our fabrication facilities are ISO 9001 registered and maintain processes that insure consistent quality. They are independently audited on a regular basis.

ImageVision's **AgileVIEW** fabrication facility in Houston, TX is registered to:
ISO 9001:2008, Certificate Number 2006-OSL-AQ-7875
ISO 13485:2008, Certificate Number 2006-OSL-AQ-0650
and maintain both the Texas Department of Health (Cert # 30003848601) as well as FDA registration (FDA # 0033199) which requires compliance and being audited to the FDA's GMP Quality System, Regulation 21 CFR 820.

AbleVIEW fabrication facility, located in Magnolia, TX is registered to:
ISO 9001:2008, Certificate Number 7382

These disciplines, coupled with our own closed loop Customer Satisfaction Surveys on 100% of our shipments, insures that any problems encountered are fully addressed and resolved. This insure that they do not repeat themselves in the future and supports complete customer satisfaction.

Our Product Families

AgileVIEW[®]



Control Consoles
tables and desk bases with fixed tops
1, 2, or 3 screens high

AbleVIEW[®]



ErgonomicVIEW[®]



dual or single top
adjustable height workstations
provide optimum
ergonomics



Our Customers Include



AgileVIEW®



Control Consoles for Flat Screens

www.imagevisionconsoles.com

Product Catalog

AgileVIEW

Complete Control Room Console Furniture Solutions

[Learn more...](#)

All-Steel Construction Looks better Longer

Modular Unit Design Future Flexibility

Custom Colors Match Your Decor

Laminated Work Surfaces Powder Coat Finish Integral Cable Management

Drawers Control Enclosures Bookcases Slide-Out Trays Sub-Panels EIA Equipment Racks

• [Control Rooms](#) • [Security Furniture](#) • [Command Centers](#) • [Medical Imaging Solutions](#)

Control Consoles for Flat Screen Displays

Rugged, all-steel control console furniture construction

Designed for 24 hours a day, 7 days a week, industrial and commercial use

Modular design that allows for easy modifications now or in the future

Durable powder coat finish in two standard colors or optional colors

Industrial grade laminate inlays to match your decor

For seated or standing operators

Units ship fully assembled for fast and inexpensive installation

Turn key export shipping services



Small or Large Screens to 3-Tiers High



Our dual width screen units fit monitors up to 24 inch wide on standard mounts

Custom mounting options allow for larger screens when needed

Ergotron dual pivot monitor mounts are provided in each small screen position

Dual pivot mounts are supplied with quick release adapters for 75/100 mm screen mounting dimensions

VGA video cables and power extension cords are factory installed to each screen position

DVI video cables are also available; specify single or dual channel

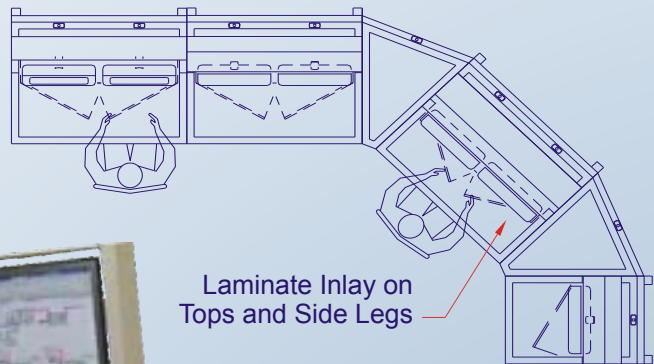
Large screen mounts are fixed position and accommodate screens to 65 inch diagonal size



Key Features



Adjustable Dual Pivot Monitor Mounts with Quick Release Adapter



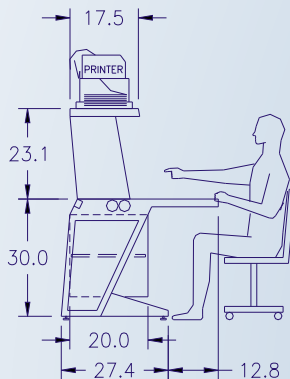
Laminate Inlay on Tops and Side Legs



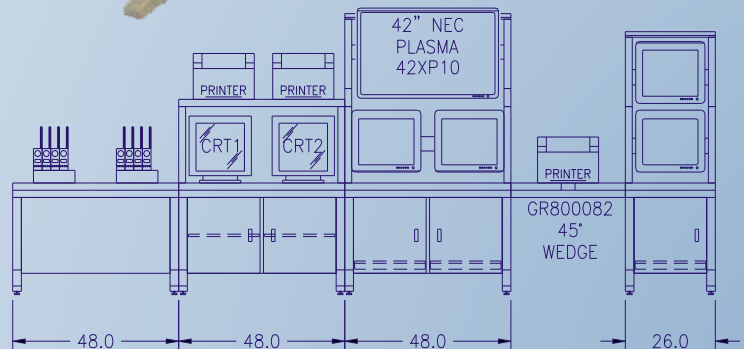
Black Edgemold Standard Soft Front Edge Protection



Cable Openings with Grommets Along Back Edges



AUTOCAD LAYOUT DRAWINGS FOR YOUR EXACT PROJECT NEEDS



Our Most Flexible Control Console Design

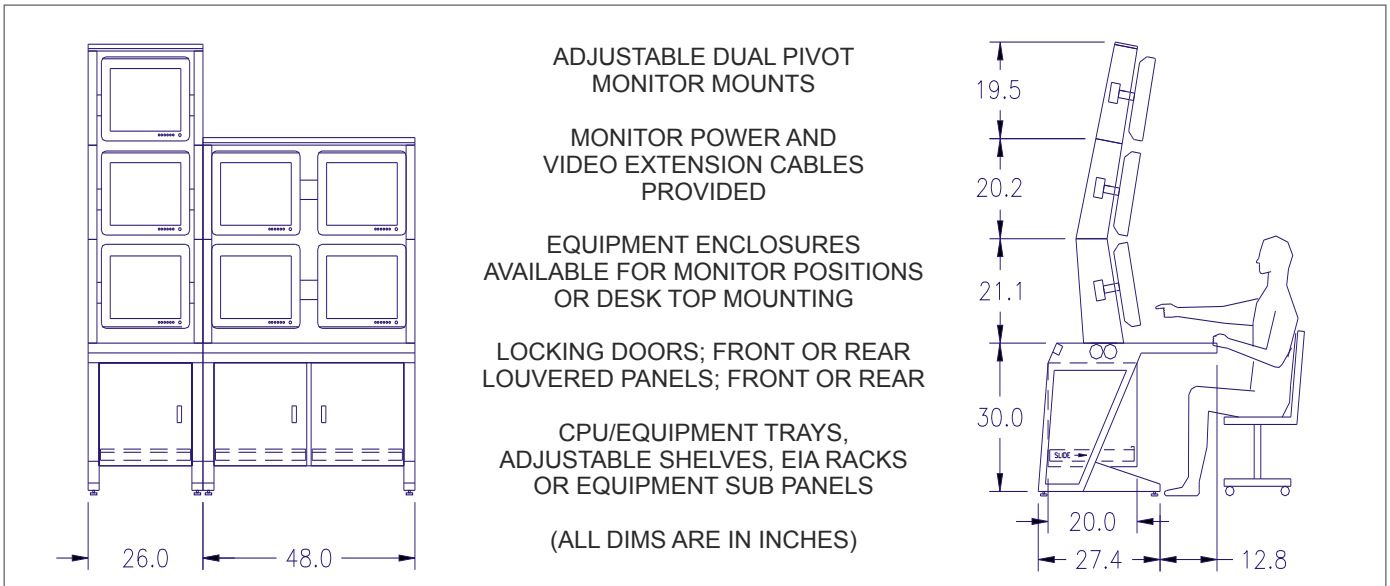
Specifications Summary

26 inch and 48 inch standard width console units
 40.2 inch deep tops standard; 34.5 in. stubby option
 16 gauge multi-form reinforced frame
 16 gauge sheet metal; cabinet sides, rear & bottom
 18 gauge reinforced locking doors; front, rear, or both
 Adjustable height leveling feet
 Edgemold semi-soft work surface front edge protection
 7-Outlet surge protected power strips
 Cable management provided with divided wire ways
 Pull-out CPU/Equipment Trays; load rated 90 lbs. each
 - 1 Tray in 26 in. wide units; 2 Trays in 48 in. units

Monitor Tier Details:

1, 2 or 3 tiers high with Ergotron monitor supports
 Adjustable dual-pivot monitor mounts (standard)
 - fits both 75 mm & 100 mm VESA mounting dims
 - 23 lb. monitor load max; with power & video cables

**Full Specifications Available
 at Back of This Section**



Edgemold Soft Front Edge Protection



Our standard Edgemold color is BLACK as illustrated directly above

Over the years, we have learned from our customers that black Edgemold performs best in environments exposed to staining from heavy dirt and oils contamination

Edgemold replacement kits are available if the beige or custom color Edgemold has been damaged

Built In Cable Management

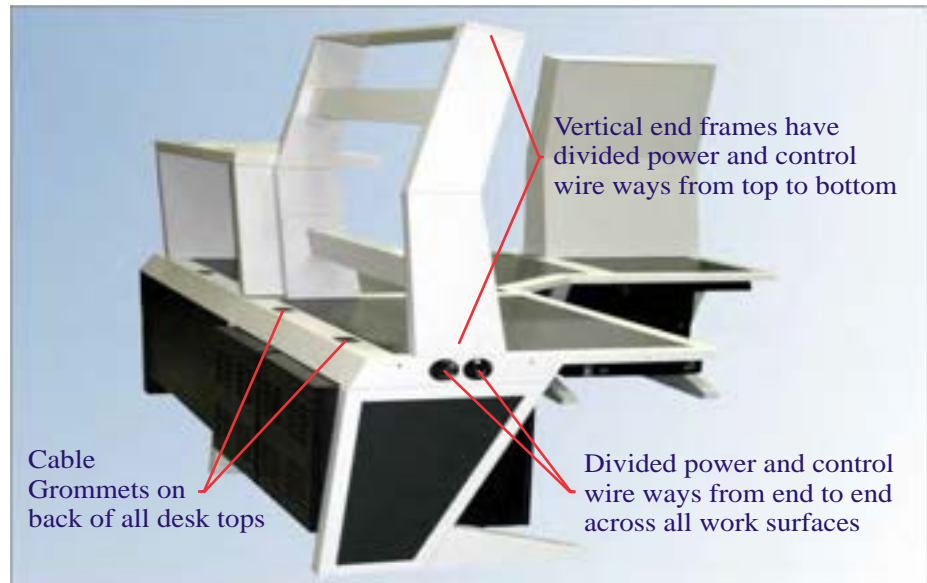
Customers frequently tell us they love our built in cable trays that run throughout the console line up

All horizontal and vertical screen support frames have internal divided wire ways included


This provides additional electrical isolation between power and control wiring when needed

Horizontal and vertical screen support frames have removable wire way covers for easy access

Divided wire ways are included across all turn angles, wedges and corner tables



Rear Access for Your Security Consoles



Locking hinged doors can be placed on rear of the security consoles

Front, rear or both front and rear doors with louvers are available

Louvered panels were relocated to front of security furniture on left

CPU or equipment trays can be arranged to slide out to rear of the console

Note: rear doors are not available on back of cabinet extensions

Security console on left below feature two 48in. wide 1-tier LoPro units with a small 90 degree corner table

Note accessory garages with EIA rack front panels shown below large screen displays



Two Base Styles - Tables or Desks

Table has no cabinet below work surface



Desks can be 26in. or 48in wide



Easily add monitor tiers to tables or desks



Desks can be mixed with tables & spacers



Table Operator Consoles - 26 in. or 48 in. Wide

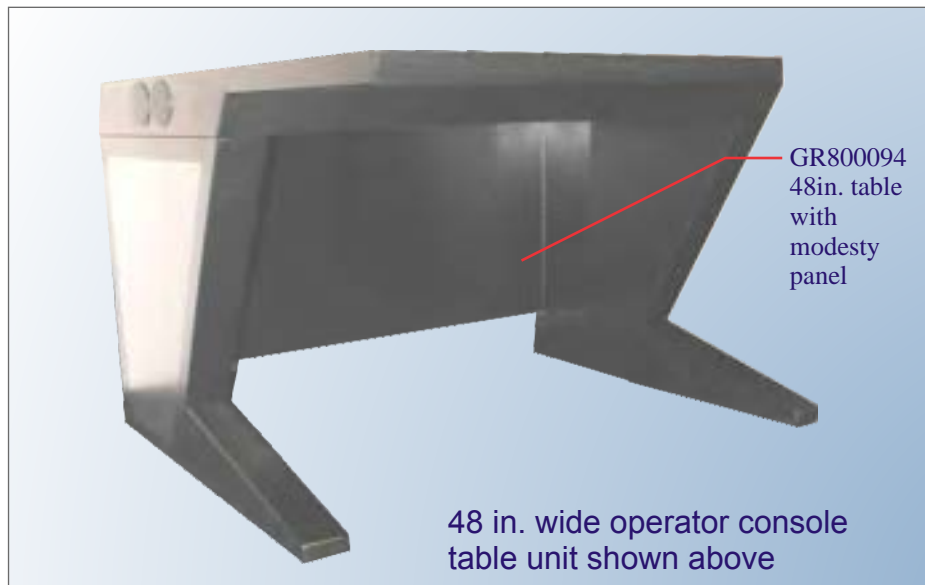
Tables save cost when cabinets below the work surfaces are not required

Tables do not have cabinets below the work surface; instead, they are supplied with modesty panels

Operator console table units work well for projects where the CPU's are separate from the consoles

Tables can have any of the options desks can have above the work surfaces including monitor tiers up to 3-tiers high

Bookcase modules are handy for storing books, binders, radios and other equipment; also available in floor mount version



Shallow Depth Work Surfaces



Shallow depth work surfaces are design for computer lab desks used in narrow spaces

Shallow work surfaces are 24in. deep; 36.1 in. deep is standard

Shallow desk tops also allow for easier visibility and access to cabinet mounted equipment such as DVR's on left

Shallow work surfaces are recommended for file and supply drawer modules

Drawers are available on either table console units or desk consoles

Where knee room is needed in your line up of computer lab desks, insert a table unit in the middle of arrangement as shown in upper left

Monitor supports are available on shallow tables and desks

Corner Tables and Spacers

Our connecting units include beveled corner tables to angle across corners for additional operator elbow room

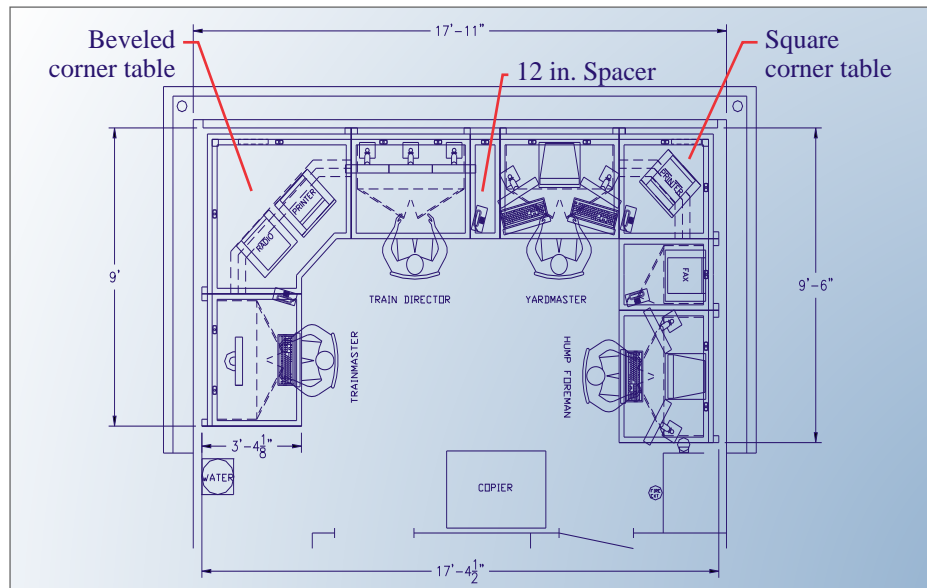

An optional shelf is available under the beveled corner table

Small corner tables are useful in making tighter turns when floor space is limited

Dual 45 degree wedges allow turns in corners with obstructions such as wire troughs or vent duct work in corners

Wide and narrow wedges provide additional flexibility in our computer console furniture design

12 in. and 26 in. work surface spacers are available for additional work space



Cable Entry on Cabinet Bottoms or Tier Tops

Our modular design provides maximum computer console flexibility

One 3 in. diameter cable entrance hole is provided in each 26 in. wide console cabinet bottom as standard; see above left photo

Two 3 in. diameter holes are provided in the middle of each 48 in. wide unit cabinet bottom.

For overhead conduit runs, you may want to come down from above and directly into the console tier tops as shown in photo on bottom right

See other pages for conduit box options



Additional Cable Entry Options



Our control room console design offers many cable entrance options

Cable raceways can be terminated into the cable openings with grommets that are located on the back edge of all work surfaces shown in photo on left above

Another option is to bring conduit into the horizontal wire way end plugs; see above right
Note: the wire way end plugs are plastic and easily modified

We can also add a factory installed conduit entrance box onto either end of the control console line up as shown on left below



Popular Colors - Black or Beige



We have paint and laminate color options to match your NOC furniture decor and your operating environment

All black consoles work especially well when located near dusty production areas in mines, steel mills, and carbon black manufacturing

Our standard Charcoal Matrix laminate looks great with all black units

Note single screen width 2-tier unit on left end in the console line up at right

90 degree corner has dual screen width unit in middle of turn with 45 wedges on sides



LCD Screens on Corner Tables

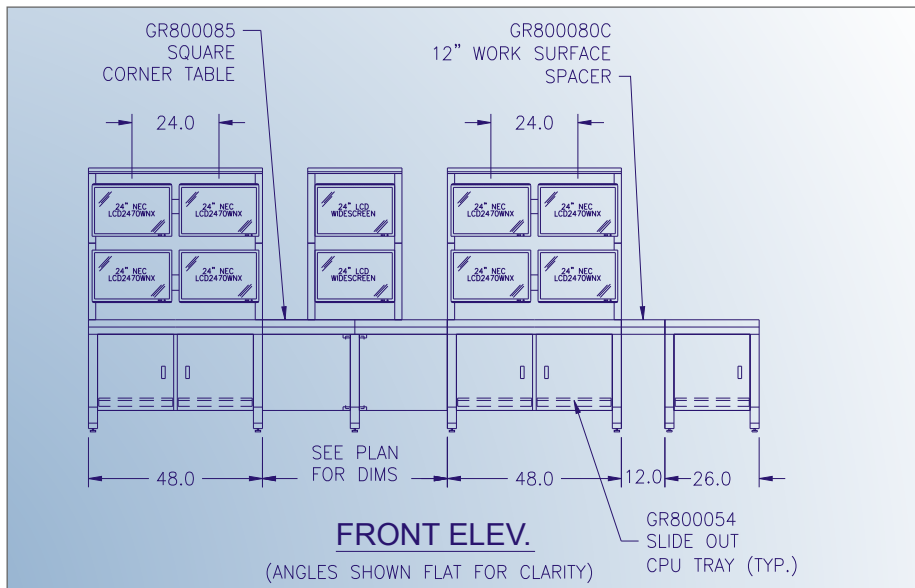


Monitor tiers can be mounted on our GR800085 square corner table in the command center furniture shown on left above

They can also be mounted on our GR800084 beveled corner table to give operators extra elbow room

Our GR800080C 12in work surface spacer provides additional work space for phone

26in work surface spacers are also available for extra work space at reduced cost



Equipment Riser Shelf with Dual Screen Support


An equipment riser shelf (ERS) is a great way to provide space for printers, radios, CRT's or binders above the security console desk tops

ERS equipped units can be supplied with either a single or dual monitor supports below shelf

They are also available with no monitor supports

ERS top shelf has qty 2 grommet openings on back edge leading into divided wire ways inside the shelf

This feature of the ERS's Integral cable management assures a neat and clean security console furniture appearance



Equipment Riser Shelf with Dual Extension Arms



Achieve maximum control of screen positions for optimum ergonomics for your operations center furniture

The equipment riser shelf with dual screen supports on left is equipped with dual extension monitor arms for maximum ergonomic adjustment of LCD screen positions

Dual extension monitor arms are also available on standard monitor tiers as well

The equipment riser shelf shown includes an optional privacy panel behind the screens to block distractions behind the console unit

Operator console unit shown also includes keyboard and mouse tray and task light options



Equipment Riser Shelf Turret with Custom Cutouts

Equipment riser shelf turret (ERST) provides mounting options for your controls, panel mounted monitors and other electronic operator interface devices required in your technical furniture applications

ERST unit blank front panels can be populated with custom laser cutouts at the factory to make the installation of your control devices fast, easy and professional

ERST units are available with or without louvers on the rear panels

ERST tops have grommet openings on back edge leading into divided wire ways



Equipment Riser Shelf Turrets with EIA Front Panels



We have EIA equipment rack options to match your command center furniture needs

Equipment riser shelf EIA turrets are available on both 26 inch and 48 inch units

EIA turrets can be mounted on both table units (as shown) or desk operator consoles

The 26 in. EIA turret has 11U of rack mounting space

48 in. EIA turrets have qty (2) 11U panel racks

We can supply full height EIA rack cabinets as shown at end of console above

45U EIA rack cabinets can be painted to match your console



Shallow Depth Turrets to 3-Tiers High

Save desk top space on your computer lab furniture with shallow depth turrets

Shallow turrets are ideal for mounting:

Phones and radios

Switches and pushbuttons

Meters and alarms

Annunciator panels

EOI (Electronic Operator Interface) devices

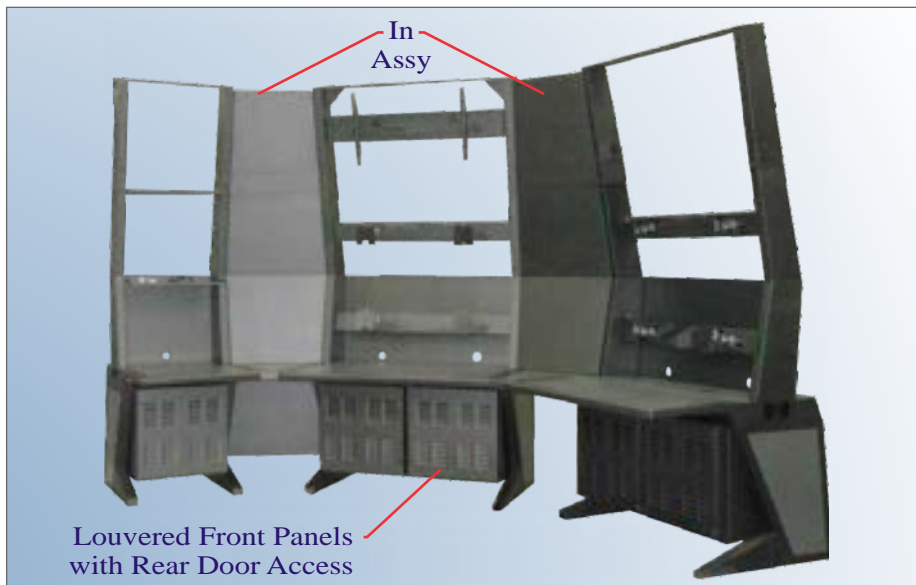
Panel mount displays

Laser cutouts on front panels available

Plain rear turret panels enclose controls and wiring



45 Degree Wedge Turrets



Provide extra space for the control devices required in your control room design project with 45 degree wedge turrets

They offer a space saving alternative to work surface mounted control enclosures

Available on up to 3-tiers above wedges

Mounting depths vary from top to bottom depending on the tier level of the wedge turret

Laser cutouts on front panels are available

Plain rear panels to enclose controls and wiring

Louvered rear panels can be provided where ventilation is needed



Seated or Standing Operator DCS Furniture

Our basic DCS furniture design allows for either seated or standing operators

Existing units can be modified in the field to convert from seated to standing work station configuration

Two base riser heights are available:
6 inch and 12 inch

For 6 inch base riser, desk tops height is 35.3 in. high

For 12 inch base riser, work surface height is 41.3 in. high (depending on final adjustment of the leveling feet)

Casters are available for mobile DCS furniture requirement such as engineering work stations or temporary systems integration console furniture



Cabinet Options



CPU/Equipment Tray



19" EIA Rack, 11U



Adjustable Shelf



Equipment Sub Panel

Cabinet options can be added behind any door on your control room console furniture

Cabinet extensions are available for larger PC's and equipment

In most cases, we supply pull out style CPU and equipment trays behind doors

Cabinet doors can be mounted for front or rear access, or both

If pull out trays are not needed, omit them to reduce your costs

Other cabinet options:


EIA rack pairs; front, rear or both

EIA rack shelves; fixed or pull-out style

Adjustable height shelf

Equipment sub panels; shown immediate left

Keyboard, Keyboard/Mouse and Pencil Drawers



Ventilation Options - Panel Mounted

Added ventilation reduces heat build up and increases CPU life

Part # GR800110 fan and finger guard assembly on a solid panel is an option when air filtering is not needed

Typically, these are supplied in an exhaust fan configuration

For filtered fans, choose Part # GR800129. This assembly includes a quick-change filter holder mounted on the outside of the panel and 12 filters

Fans rated 105 cfm

Panels with fan options can be supplied on either the front or rear of cabinets or turrets



GR800110
Outside View



GR800110
Inside View



GR800129
Outside View



GR800129
Inside View

Ventilation Options - Door Mounted



Door mounted fans are available for either inlet or exhaust fan mounting in your data center furniture

Upper photo shows doors with fan and finger guards mounted on the left door of each cabinet

Fans can also be mounted on both the left and right side doors in 48in. wide unit cabinets



Fans with replaceable filters are available on doors for either front or rear mounting

In this all-black console project, the customer specified both front and rear door access

Bookcases on Desk Tops or Floor



Order GR000110
for work surface mount
operator console
bookcases as shown
on left
or
order GR000100
for floor mount
as shown on lower left

Bookcase shelves have
complete flexibility in
height adjustment

They provided an
excellent place for
binder storage, phones,
radios, radio chargers,
small ticket or label
printers, books, office
supplies and LCD flat
screen monitors

Floor mounted
bookcases are
provided with
adjustable leveling feet
as standard.

Just like our operator
console units, floor
mounted bookcases
can be furnished with
caster options



Floor Mount
Bookcase

All-Black Control Consoles

Our all black industrial control room furniture provides backgrounds for the LCD monitors that make the screens “pop out” from the support structure of the monitor tiers

Monitor tier privacy panels provide an optimum environment for reducing operator distraction and increasing their productivity

Notice in the 2nd photo on the right that we can provide 45 degree shallow wedge turrets to mount your operator control devices

Field retrofit kits are available to install tier privacy panels as well as 45 degree wedge turrets when needed

Easy To Retrofit: Wedge Turrets and Monitor Tier Shelves



Binder and Supply Storage Shelves



Industrial control room furniture with additional storage options provided

Monitor tier spanner shelves were used above many of the 1st. and 2nd. tier monitor screens to provide storage for binders, supplies and radios

This option is easy to add to your existing industrial workstation furniture whether they have privacy panels installed on the monitor tiers or not

The console cabinets shown on left were supplied with 3 in. cabinet extensions on the front of the cabinets

Rear doors and rear pull out trays allow for easy maintenance access with little operator disturbance



Monitor Tier Privacy Panels Improve Productivity

Reducing operator distraction increases facilities safety

When walkways run behind the control room console units this frequently leads to operator distraction


Increased distractions reduce operator focus on operational tasks and lowers their efficiency and productivity

Monitor tier privacy panels block operator distractions

When used with all-black console furniture the monitor screens stand out for increased operator visibility


Wedge Privacy Panels are also available as shown on lower right

Field retrofit kits are also available



Dual Extension Monitor Arm Option

Cabinet Extensions to Fit Your Equipment




Cabinet extensions can be easily added when needed to accommodate your industrial workstation equipment

Our standard console cabinets are 20in deep. If additional depth is needed, cabinet extensions are available in 3, 6 and 12in depths

Removable louvered rear panels can be added to the back of cabinet extensions

Doors are not available on the back of cabinet extensions

Cabinet extensions with louvered panels can be added to the front of console cabinets and doors can be mounted on the back side of cabinets for rear access



Top Shelf Spanners Provide Added Storage



We have the storage options you need to complete your industrial workstation needs


When you require additional storage space for keyboards, binders, clipboards, phones, radio chargers, top shelf spanner options may be a fit

Top shelf spanners can be easily added to existing consoles with monitor tiers

Spanner Shelves fit both 26in. and 48 in. GR800032 for 26 in. W GR800013 for 48 in. W

They are available in various depths

Operator console units shown on left were retrofitted in the field at a major global chemical company with numerous AgileVIEW console installations



Task Lighting with Halogen or LED Lights

Our security desks can be provided with task lights utilizing either halogen or LED lights


Task lighting options are available to enhance operator efficiency and effectiveness

SUNNEX gooseneck halogen task lights are pictured on the LoPro security desk console on right.


LED task lights offer lower heat generation, less energy consumption and longer light life

LED task lights are available in both white and red light

Red LED lights are recommended when operators need to maintain optimum night vision in security console applications



GracePort[®] Convenience Interfaces



We have GracePort options to connect your industrial computer desks to any of your facility networks

We can connect all your computers, PLC's, phones, ethernet, data highway or modbus networks and virtually any other electrical connection you have into your facility networks



The solutions we provide are based on GracePort convenience Interfaces from Grace Engineered Products - the global leader in convenience interfaces

GracePorts can be added to the rear edge of desk tops, on monitor tier inside cover panels or to cabinets below the work surfaces

Controls Enclosures; 4in. and 7in. Deep

We have enclosures for DCS furniture control devices and electronic operator interface panels

The LoPro DCS furniture shown on right controls the world's highest speed paper machine

Part of the system requirement for this console was to house a touch screen PanelMate operator interface control in one of our 7in deep controls enclosures

Our customer also needed a place for a telephone and a variety of switches and pilot lights. We housed these in a 4 in. deep controls enclosure on dual pivot monitor mount (see unit on far right)



Vertical Screen Repositioners



Adjustable screen height for additional computer lab furniture ergonomics

Need your 2nd. tier screens lower?

Or, do you want to raise your 1st. tier screens higher?

Then ask about our vertical monitor repositioner options.



Ask for part # GR800121 to change the vertical positions of our original ICW tilt-pivot mounts

We can also provide field retrofit kits for our new Ergotron dual pivot LCD monitor mounts

Kits available for either 26 in. wide or 48 in. wide 2-tier control consoles



We Ship Fully Assembled Around the Globe



We don't ship control console erector sets!

ImageVision control consoles are shipped fully assembled on custom skids

This also allows for added protection and ease of handling during shipping, move-in and control console installation

Saves time and money

Less than load (LTL) shipments with multiple transfers may be crated for added protection

We offer turn-key global logistics services

or
You can choose your own shipper

We have convenient on-line tools to track your shipment

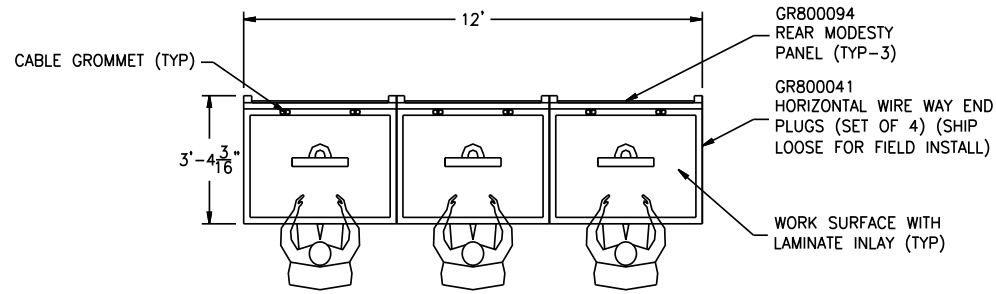


Project Layout Drawings

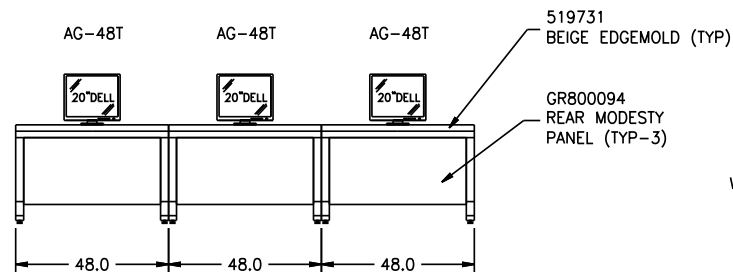
Control room console furniture tables were used since computers were remote

AgileVIEW® Series 1 FLAT SCREEN DISPLAY CONSOLES

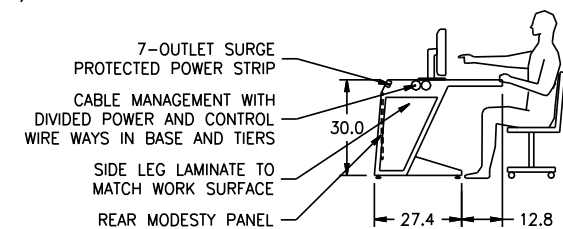
NOTE: MULTI-TIERS SHIP UNINSTALLED



PLAN



FRONT ELEV.



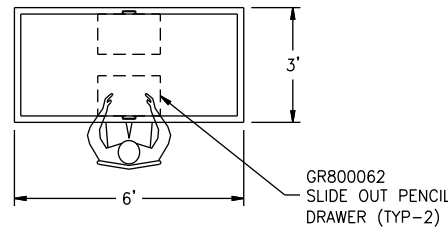
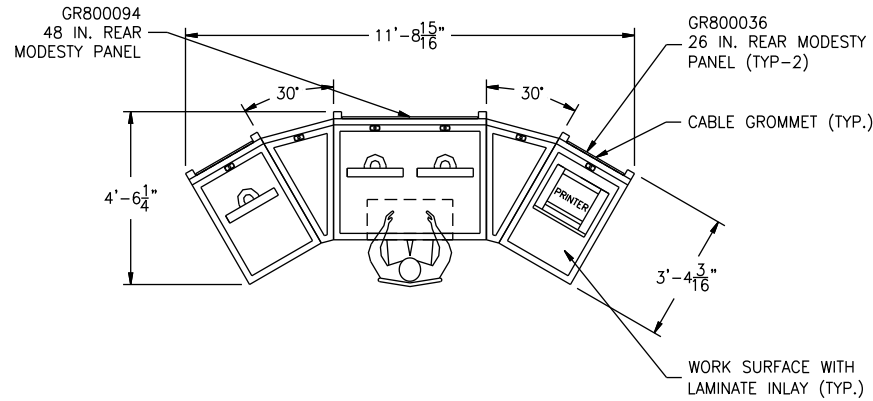
LEFT ELEV.

Project Layout Drawings

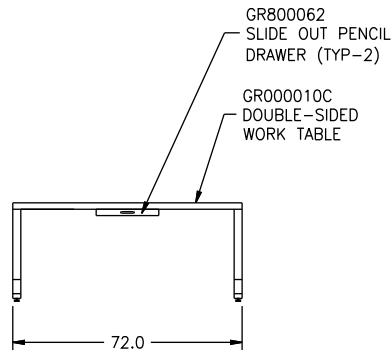
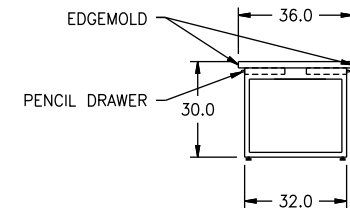
Computer console tables with 30 degree wedges improves screen visibility

AgileVIEW® Series 1 FLAT SCREEN DISPLAY CONSOLES

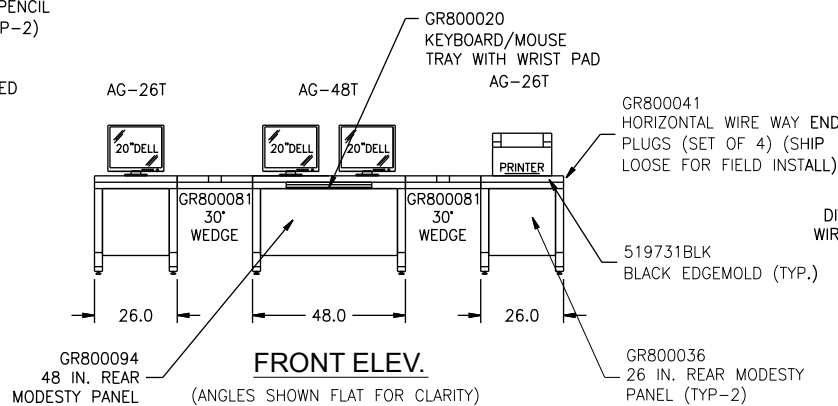
NOTE: MULTI-TIERS SHIP UNINSTALLED



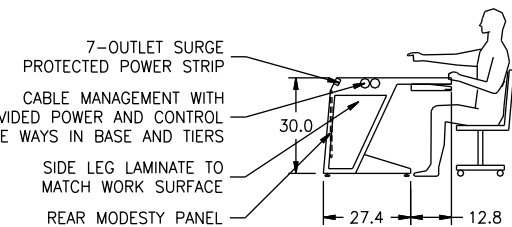
PLAN



FRONT ELEV.



FRONT ELEV.



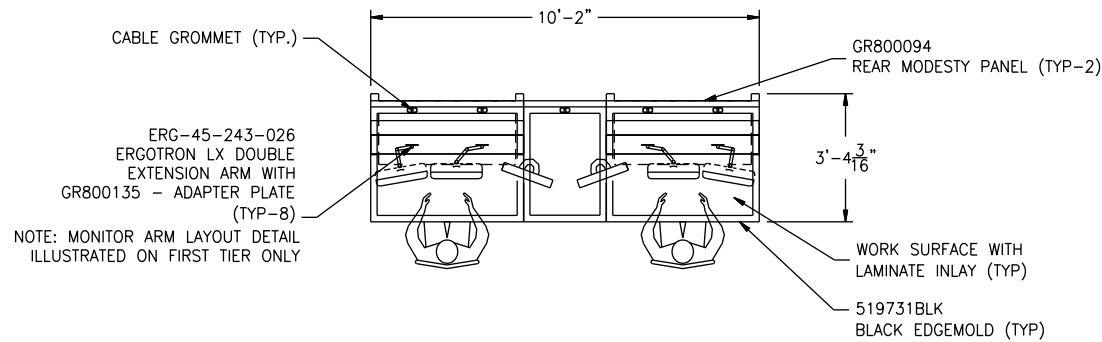
LEFT ELEV.

Project Layout Drawings

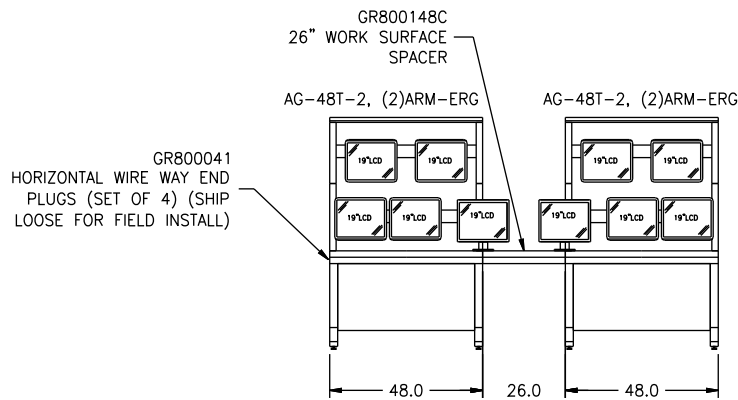
Command center furniture provided with work surface spacer in center

AgileVIEW® Series 1 FLAT SCREEN DISPLAY CONSOLES

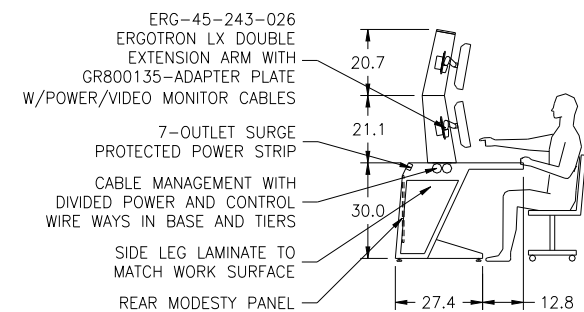
NOTE: MULTI-TIERS SHIP UNINSTALLED



PLAN



FRONT ELEV.



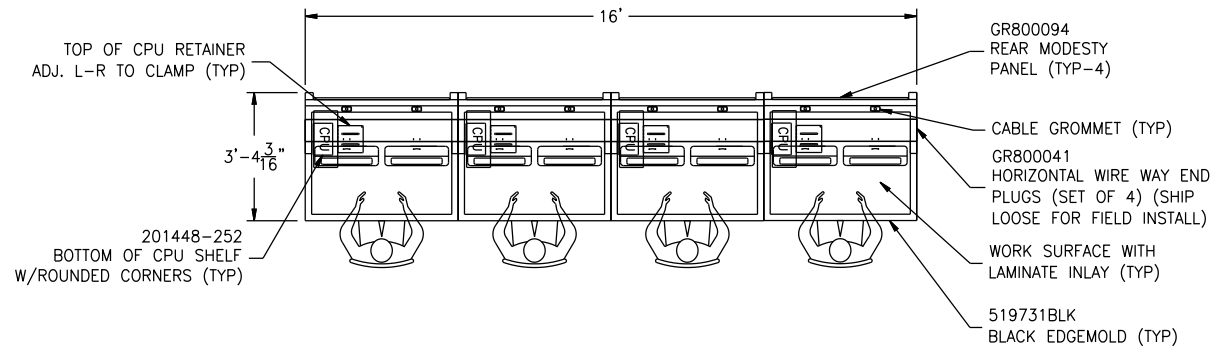
LEFT ELEV.

Project Layout Drawings

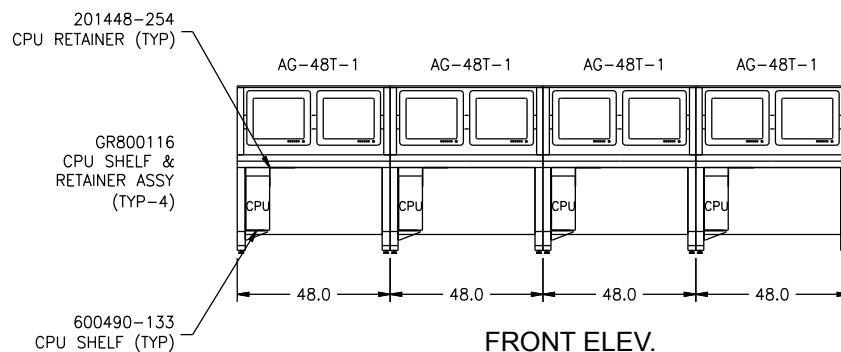
Control console tables provided with CPU trays and retainers

AgileVIEW® Series 1 FLAT SCREEN DISPLAY CONSOLES

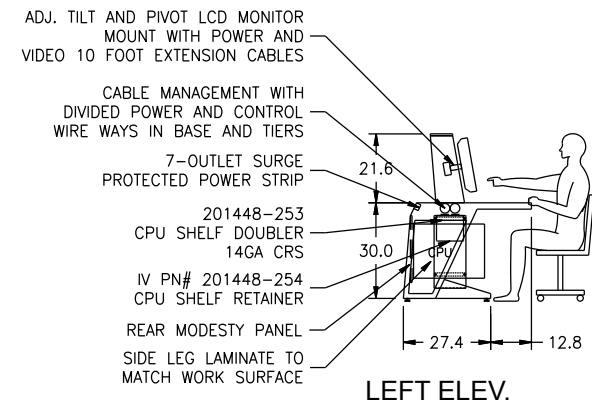
NOTE: MULTI-TIERS SHIP UNINSTALLED



PLAN



FRONT ELEV.



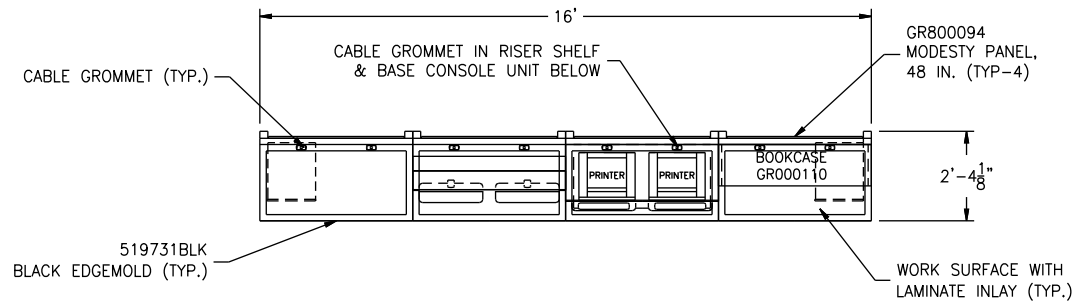
LEFT ELEV.

Project Layout Drawings

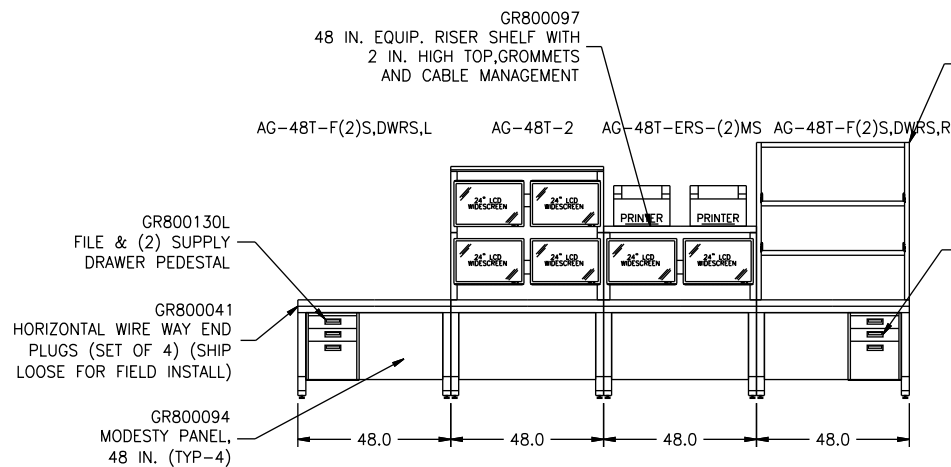
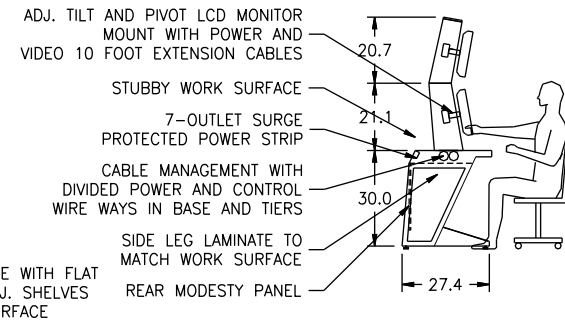
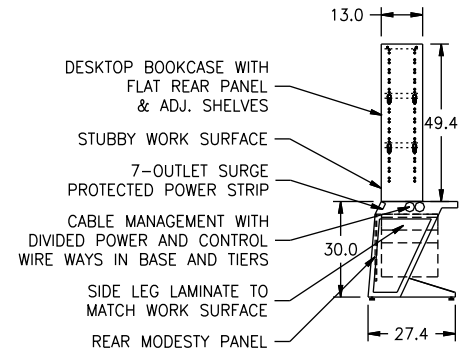
NOC furniture with bookcase and equipment riser shelf for printers

AgileVIEW® Series 1 FLAT SCREEN DISPLAY CONSOLES

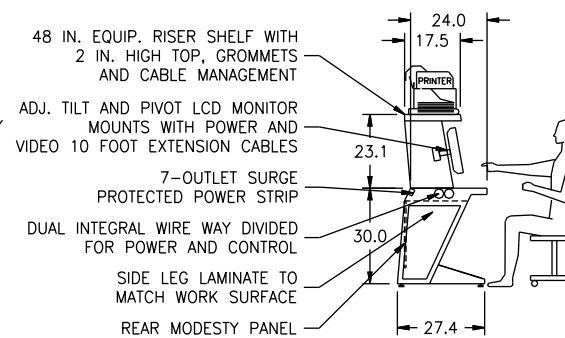
NOTE: MULTI-TIERS SHIP UNINSTALLED



PLAN



FRONT ELEV.



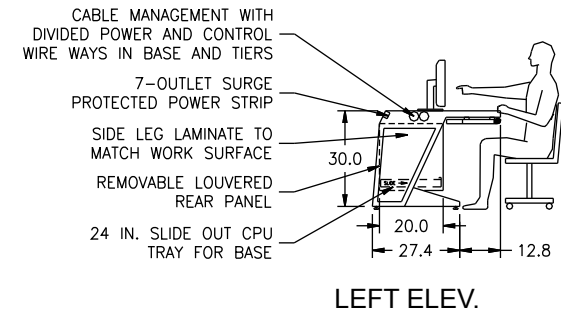
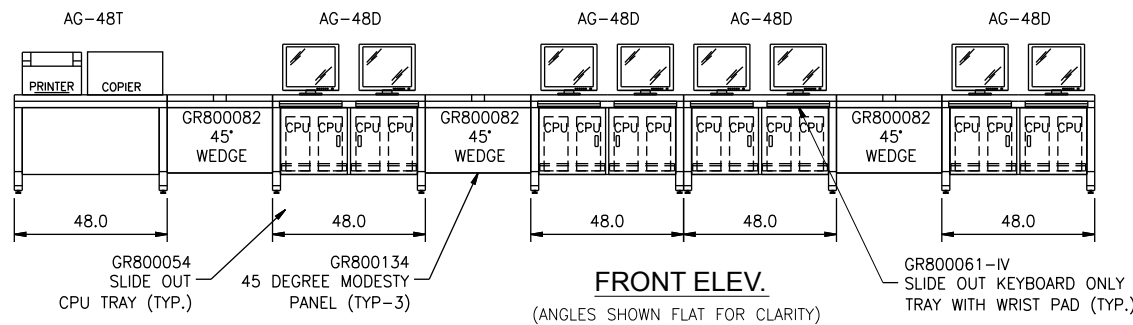
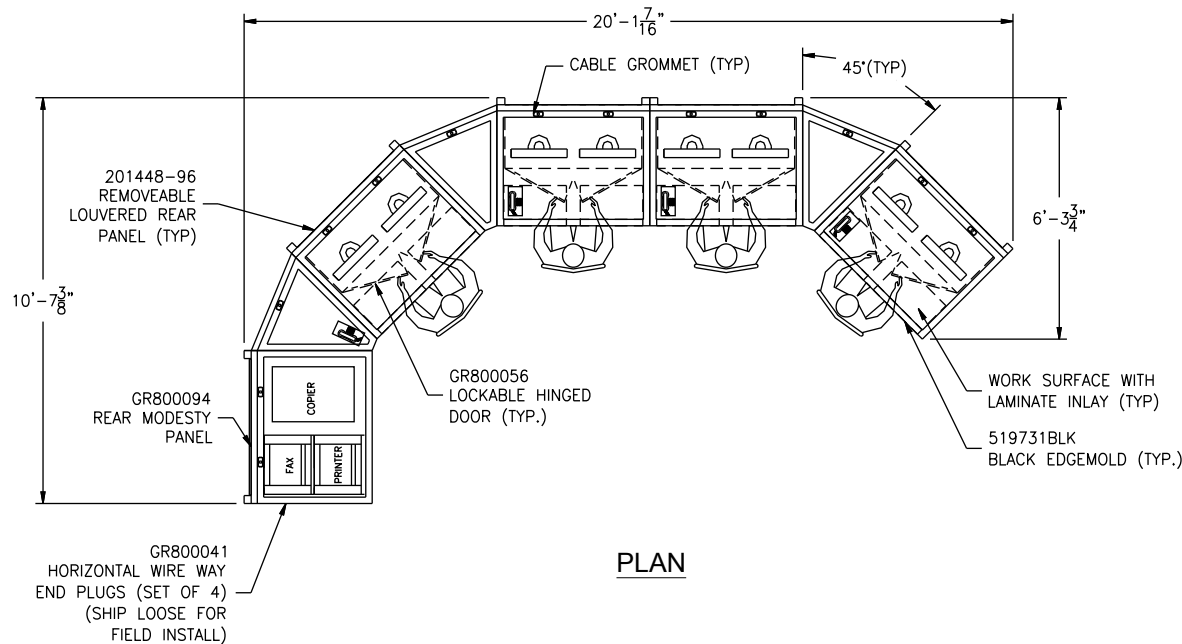
LEFT ELEV.

Project Layout Drawings

Computer console desks with pull-out CPU trays and wedge modesty panels

AgileVIEW® Series 1 FLAT SCREEN DISPLAY CONSOLES

NOTE: MULTI-TIERS SHIP UNINSTALLED

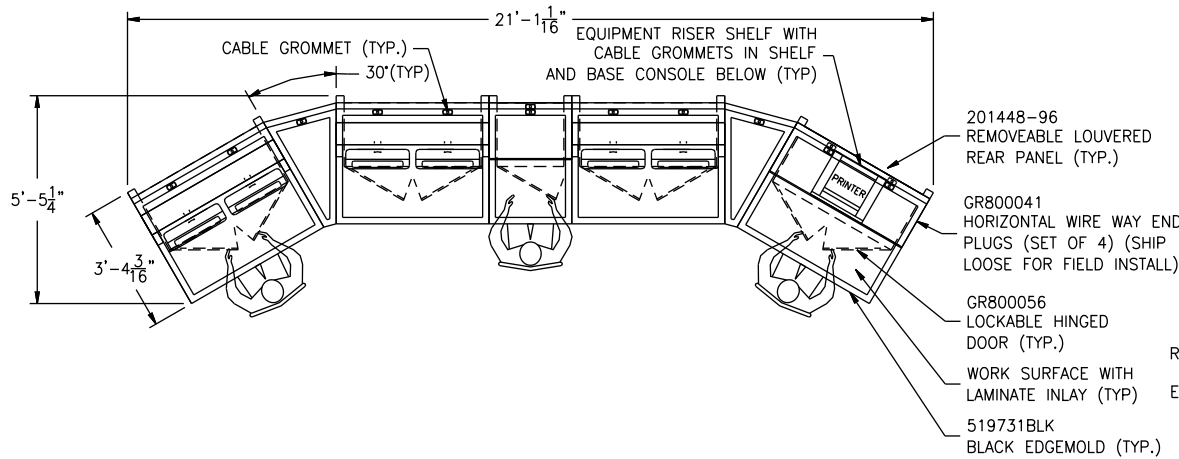


Project Layout Drawings

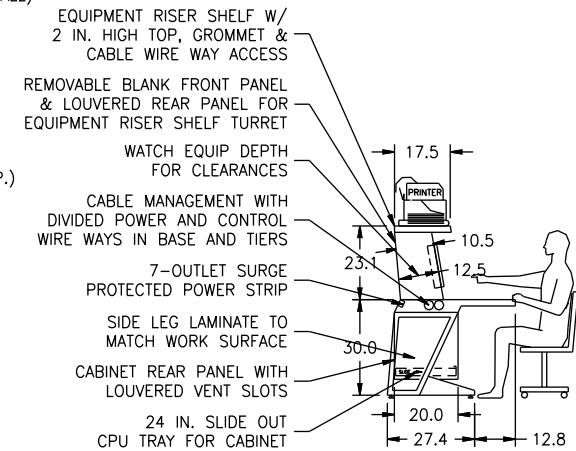
EIA equipment rack turret is shown in center unit of the control consoles below

AgileVIEW® Series 1 FLAT SCREEN DISPLAY CONSOLES

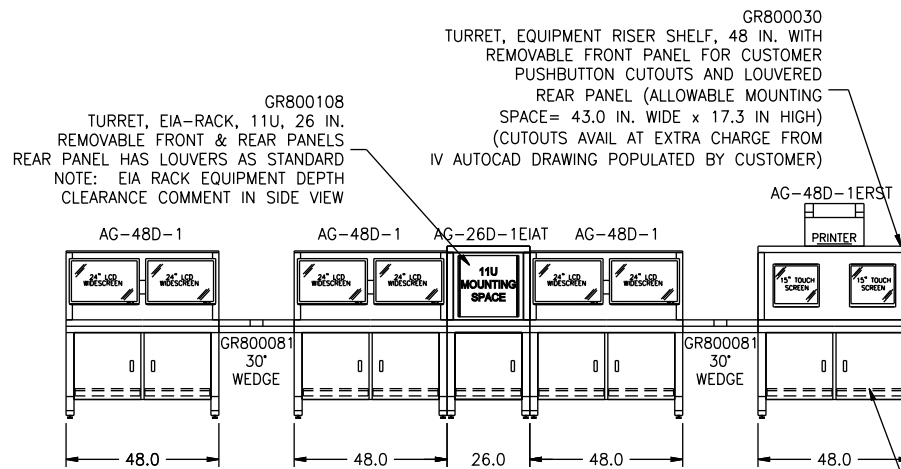
NOTE: MULTI-TIERS SHIP UNINSTALLED



PLAN

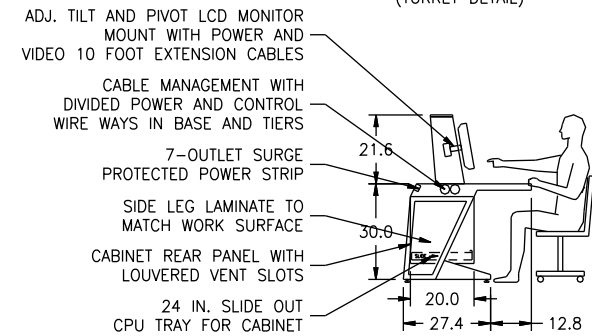


(TURRET DETAIL)



FRONT ELEV.

(ANGLES SHOWN FLAT FOR CLARITY)



LEFT ELEV.

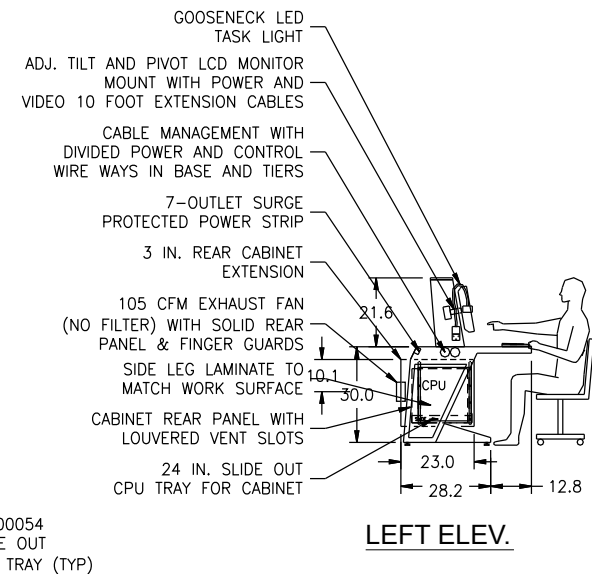
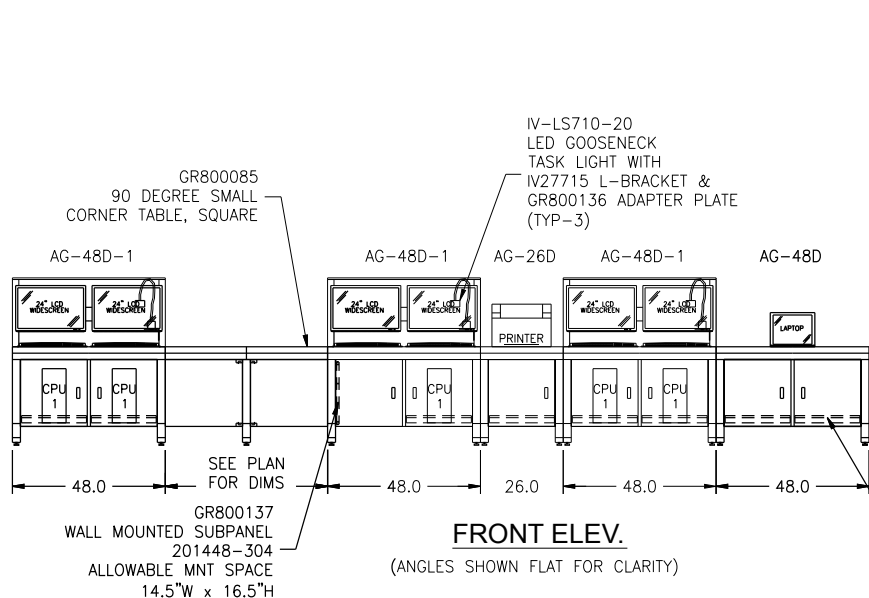
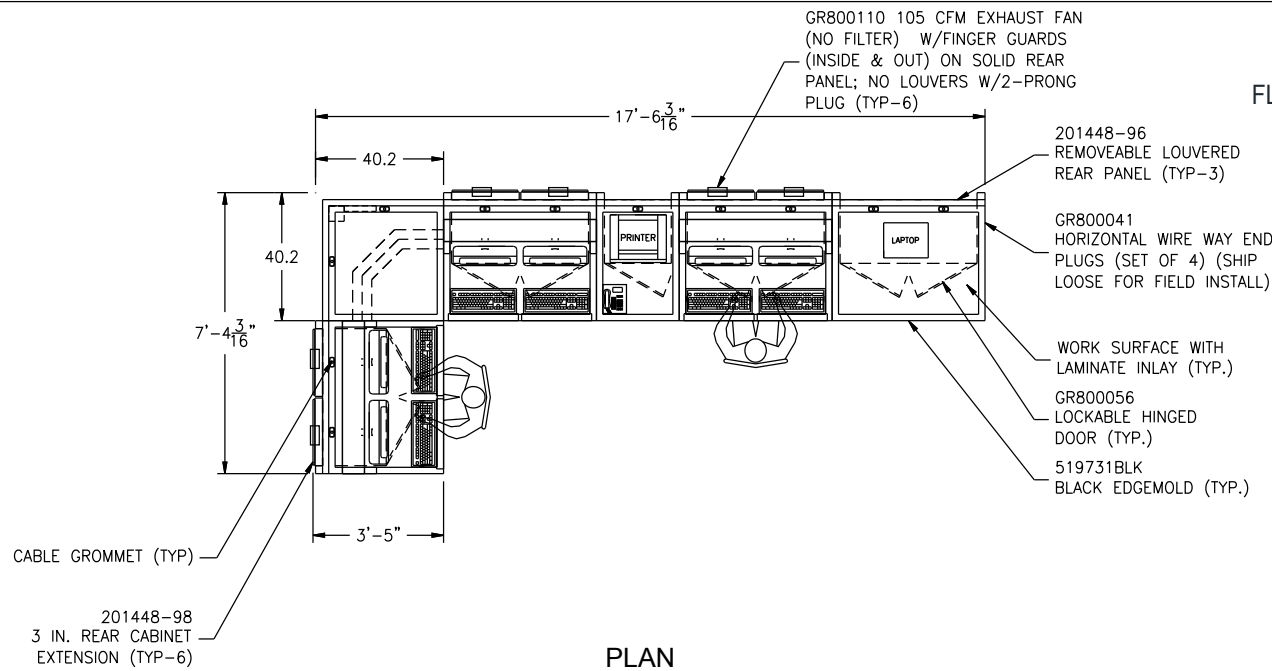
(CONSOLE DETAIL)

Project Layout Drawings

Control room consoles with a small 90 degree corner table

AgileVIEW® Series 1 FLAT SCREEN DISPLAY CONSOLES

NOTE: MULTI-TIERS SHIP UNINSTALLED

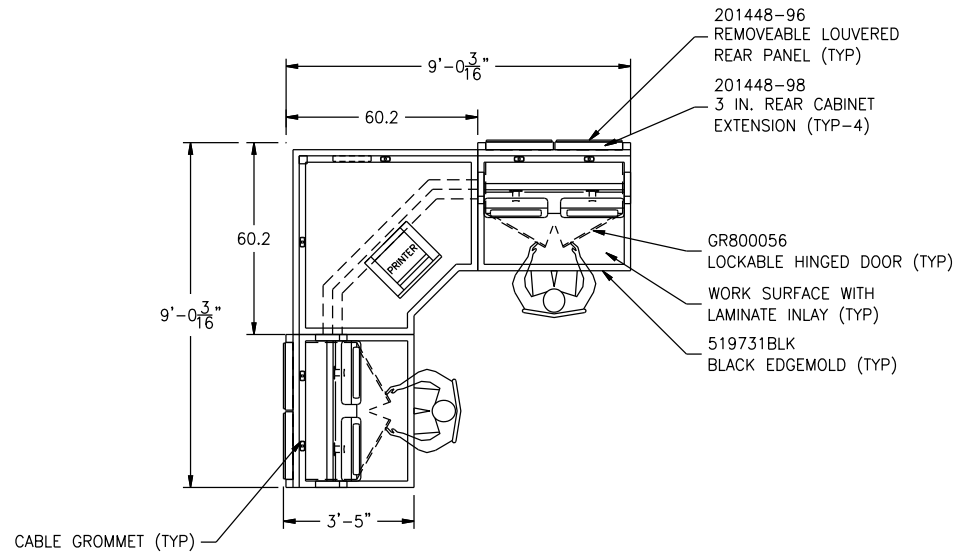


Project Layout Drawings

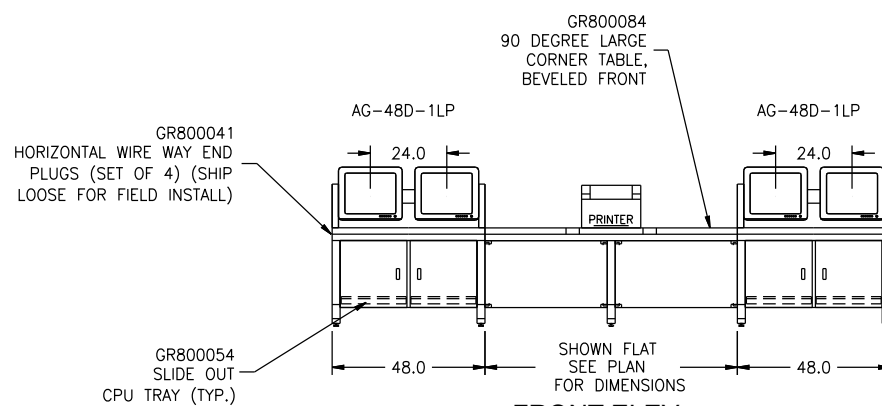
1-Tier Lo-Pro control room furniture for increased operator visibility above screens

AgileVIEW® Series 1 FLAT SCREEN DISPLAY CONSOLES

NOTE: MULTI-TIERS SHIP UNINSTALLED

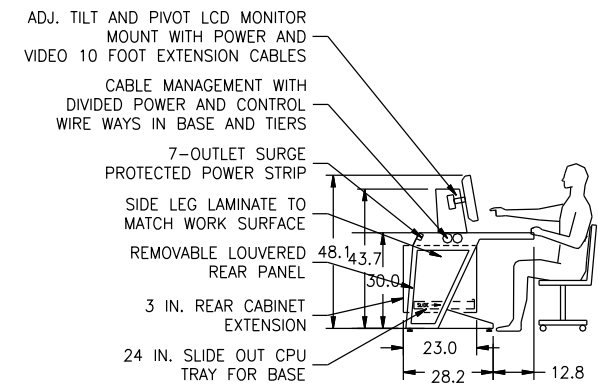


PLAN



FRONT ELEV.

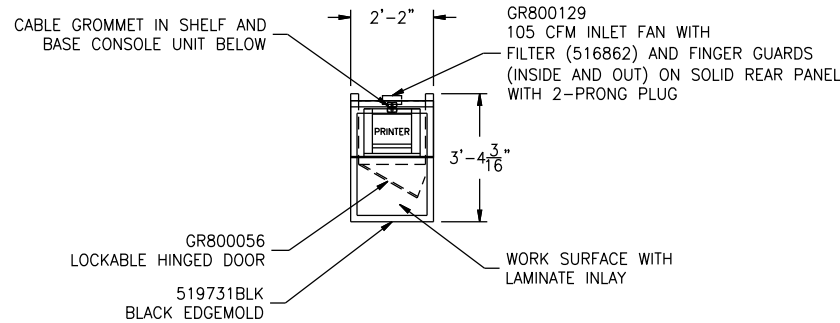
(ANGLES SHOWN FLAT FOR CLARITY)



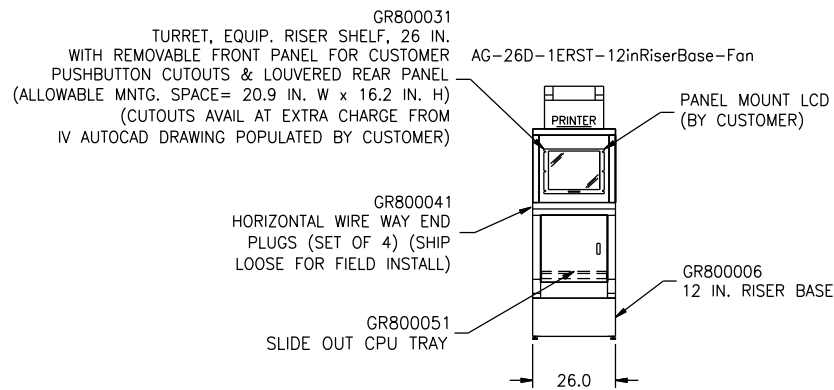
LEFT ELEV.

AgileVIEW® Series 1 FLAT SCREEN DISPLAY CONSOLES

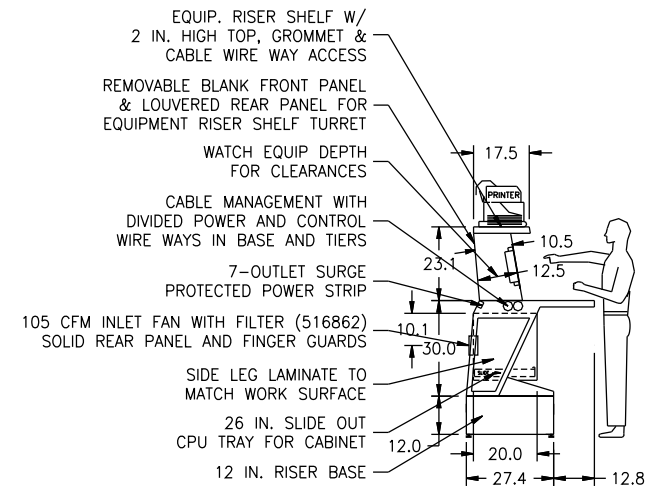
NOTE: MULTI-TIERS SHIP UNINSTALLED



PLAN



FRONT ELEV.



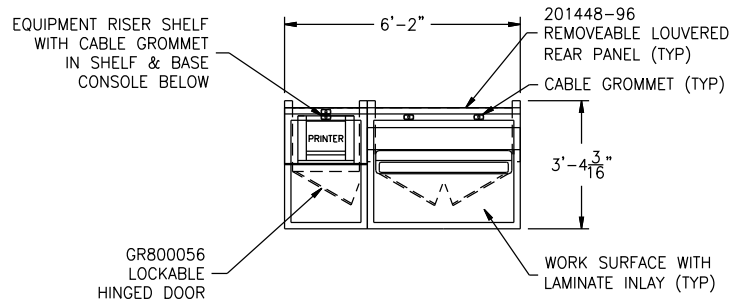
LEFT ELEV.

Project Layout Drawings

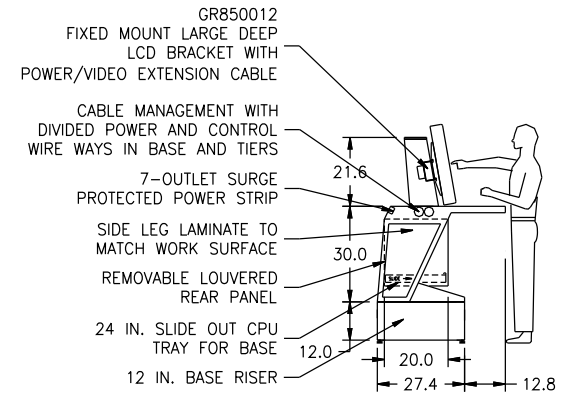
Standing height operator consoles with large screen display

AgileVIEW® Series 1 FLAT SCREEN DISPLAY CONSOLES

NOTE: MULTI-TIERS SHIP UNINSTALLED

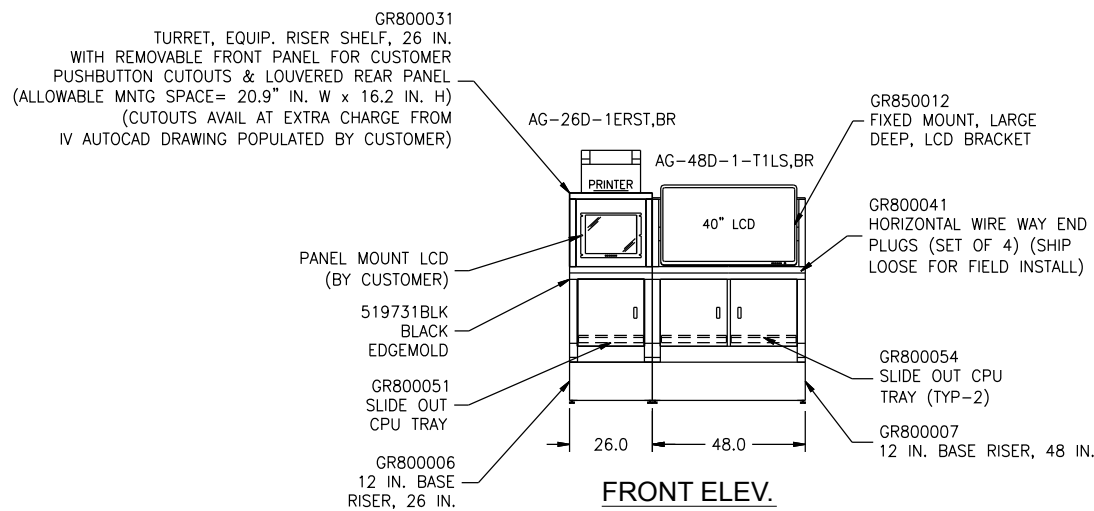


PLAN

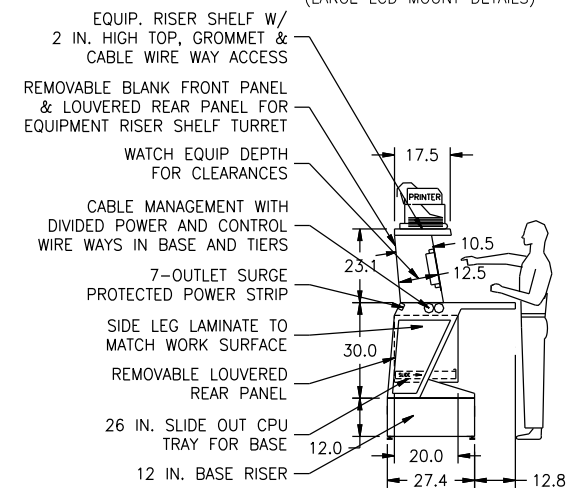


LEFT ELEV.

(LARGE LCD MOUNT DETAILS)



FRONT ELEV.



LEFT ELEV.

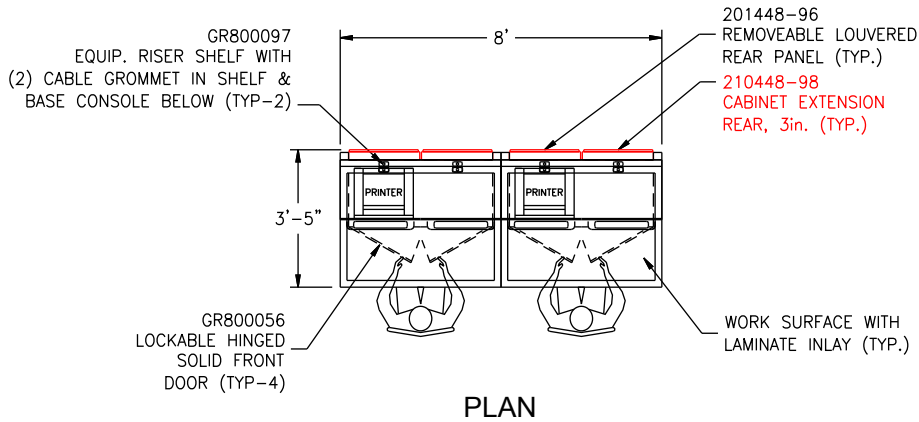
(TURRET DETAILS)

Project Layout Drawings

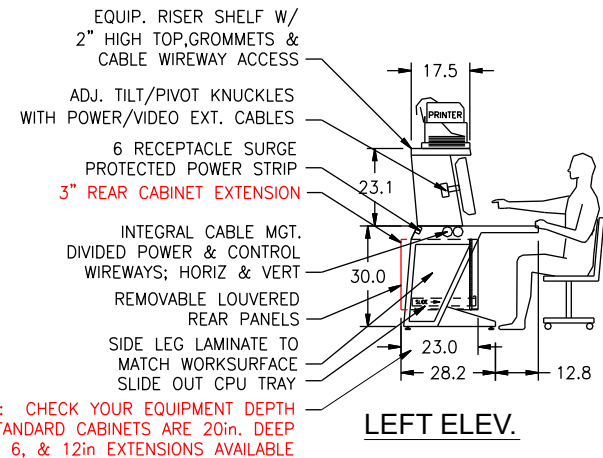
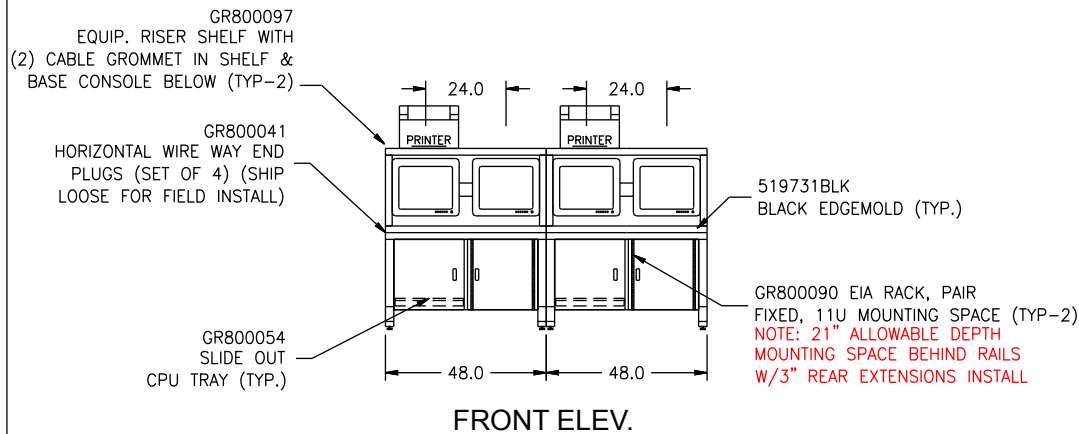
Computer lab desks with 3in. cabinet extensions and printer riser shelves

AgileVIEW® Series 1 FLAT SCREEN DISPLAY CONSOLES

NOTE: MULTI-TIERS SHIP UNINSTALLED



NOTE:
RAIL TO FRONT DOOR CLEARANCES:
NORMAL MOUNT: 0.7"
REVERSE MOUNT: 1.9"
WHEN ADDITIONAL CLEARANCE IS
REQ'D IN FRONT OF RACK, USE
PN 201448-197, EIA RAILS-DEEP
CLEARANCE TO DOOR: 5.4"

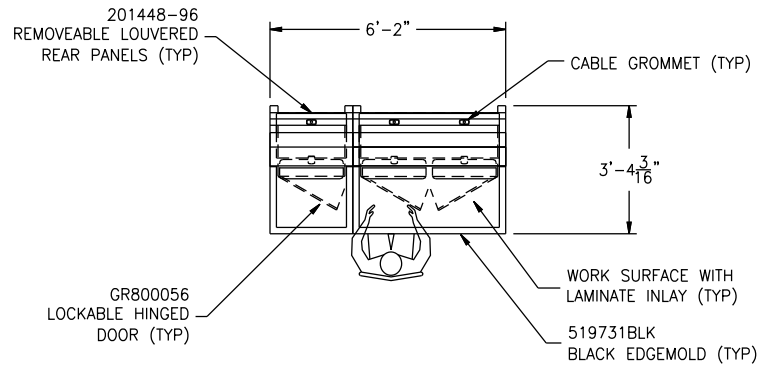


Project Layout Drawings

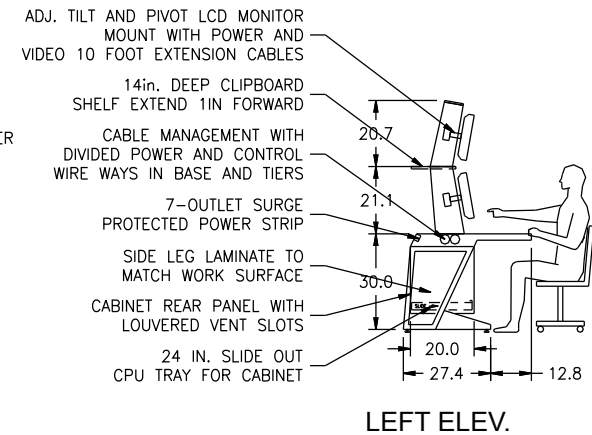
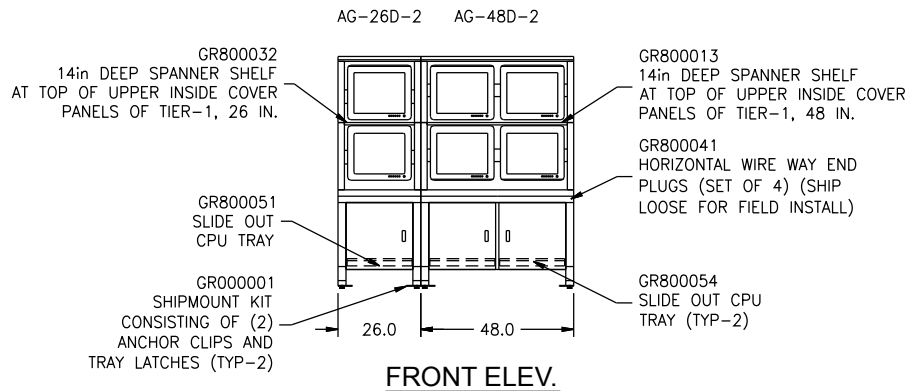
Our control room design projects utilize both 26in. and 48in. wide units

AgileVIEW® Series 1 FLAT SCREEN DISPLAY CONSOLES

NOTE: MULTI-TIERS SHIP UNINSTALLED



PLAN



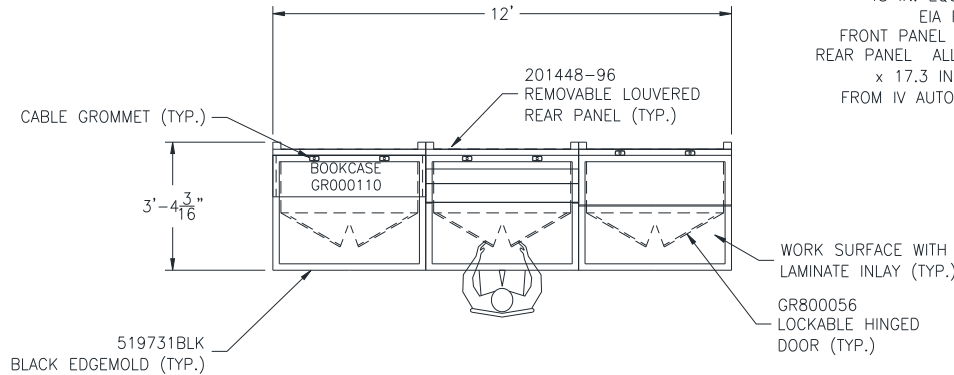
Project Layout Drawings

Technical Furniture with Bookcase & 2-Tier-Shallow Turret & 1-Tier EIA Deep Turret

Technical Furniture with Bookcase & 2-Tier-Shallow Turret & 1-Tier EIA Deep Turret

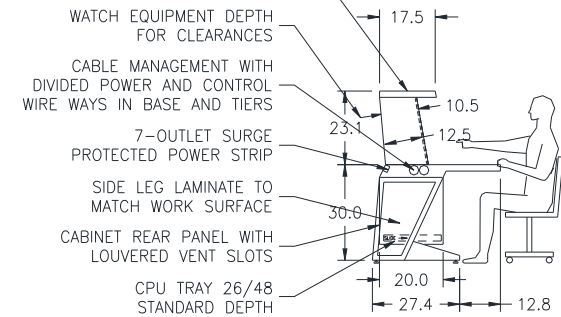
AgileVIEW® Series 1 FLAT SCREEN DISPLAY CONSOLES

NOTE: MULTI-TIERS SHIP UNINSTALLED

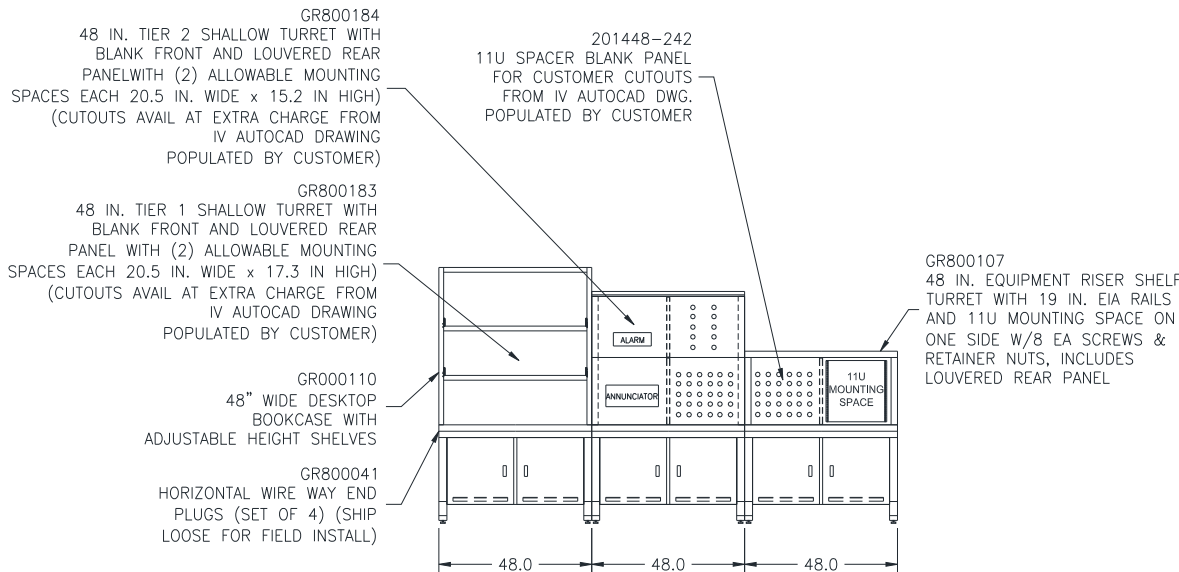


PLAN

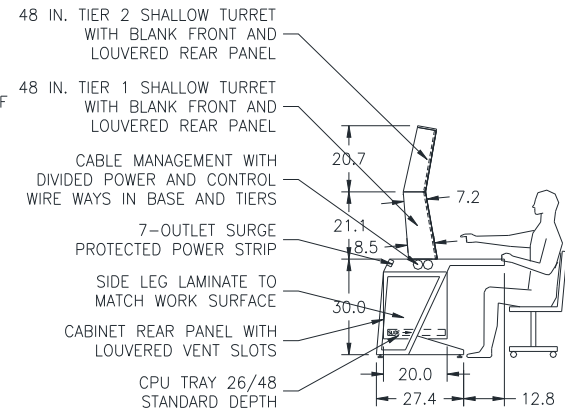
48 IN. EQUIPMENT RISER SHELF TURRET, WITH (1) EIA RACK AND WITH (1) 24 INCH REMOVABLE FRONT PANEL FOR CUSTOMER CUTOUTS AND LOUVERED REAR PANEL ALLOWABLE MOUNTING SPACE 20.5 IN. WIDE x 17.3 IN HIGH)(CUTOUTS AVAIL AT EXTRA CHARGE FROM IV AUTOCAD DRAWING POPULATED BY CUSTOMER)



LEFT ELEV.



FRONT ELEV.



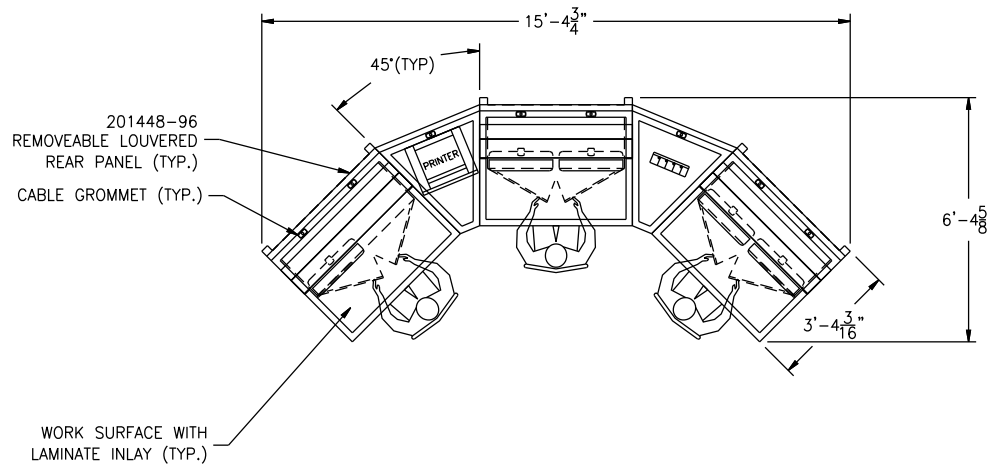
LEFT ELEV.

Project Layout Drawings

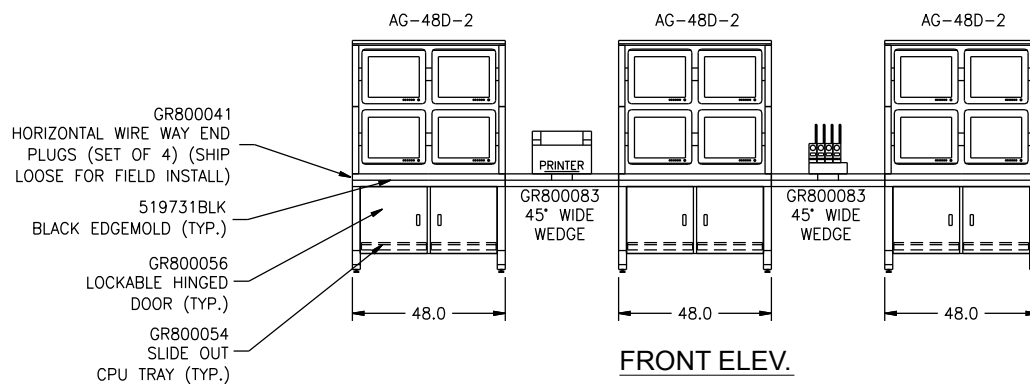
Two-tier data center furniture with 45 degree wide wedge for printer and radios

AgileVIEW® Series 1 FLAT SCREEN DISPLAY CONSOLES

NOTE: MULTI-TIERS SHIP UNINSTALLED

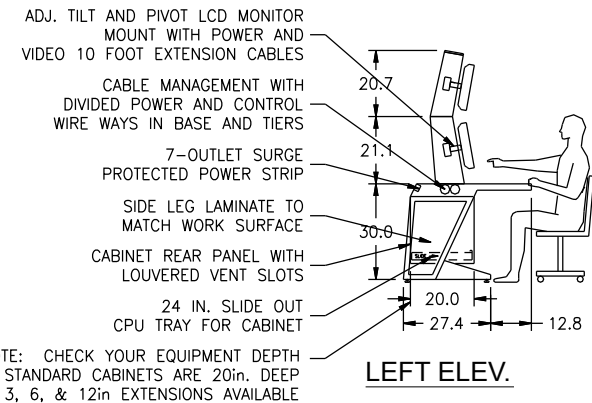


PLAN



FRONT ELEV.

(ANGLES SHOWN FLAT FOR CLARITY)



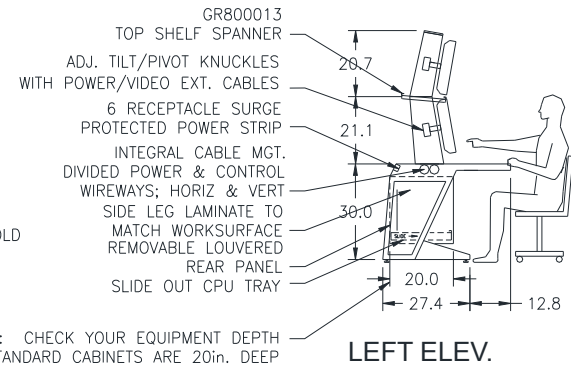
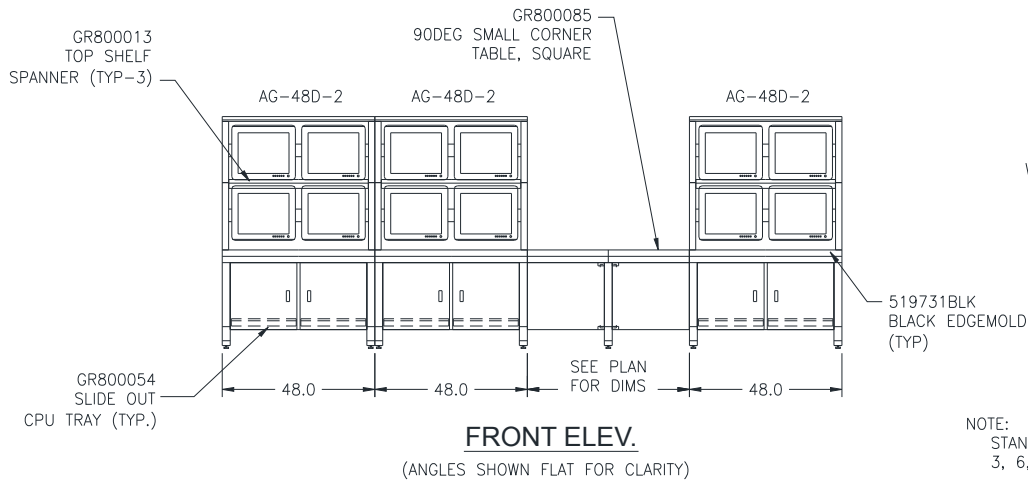
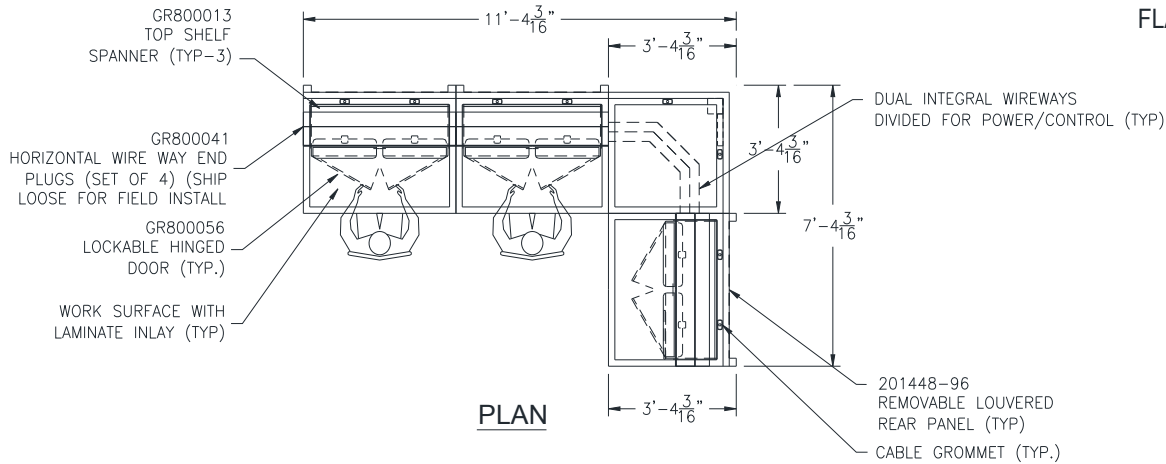
LEFT ELEV.

Project Layout Drawings

12in. cabinet extensions were provided on control room console unit on left below

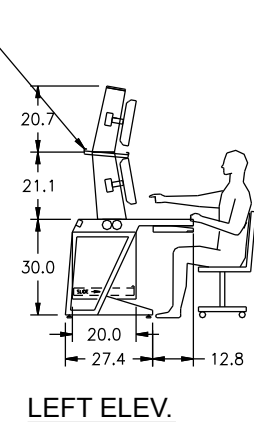
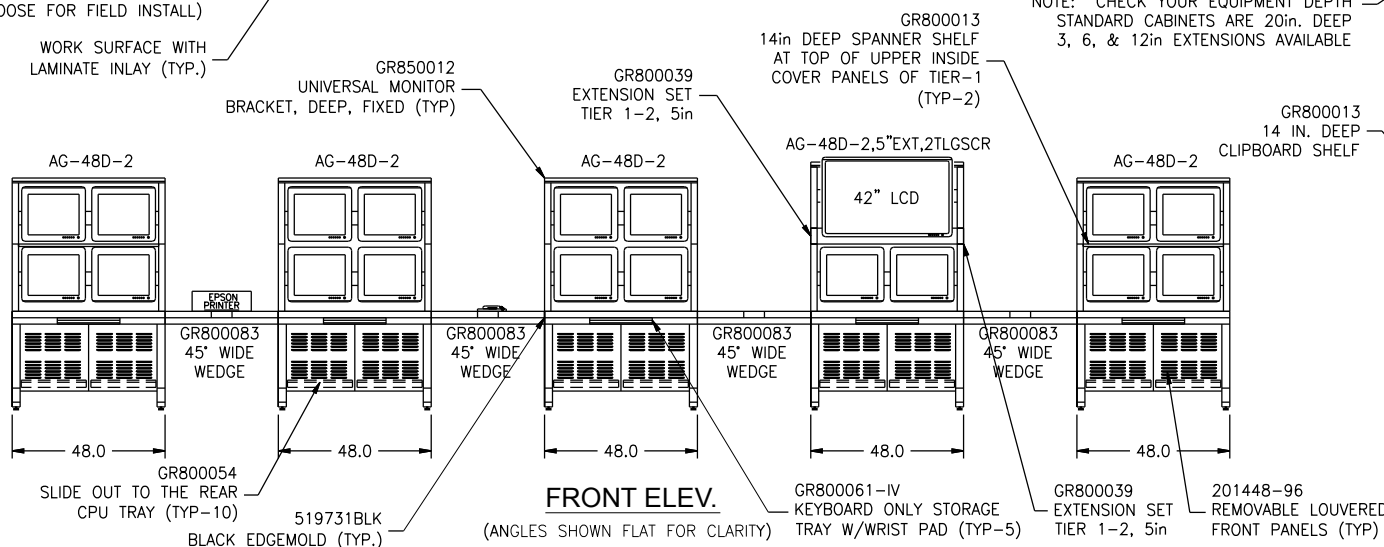
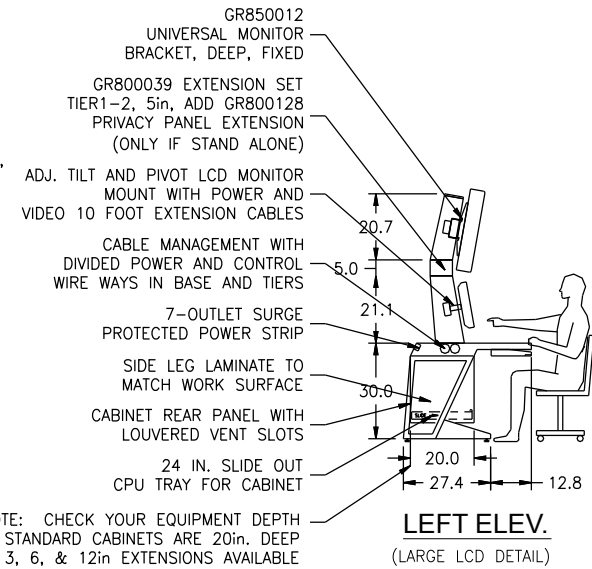
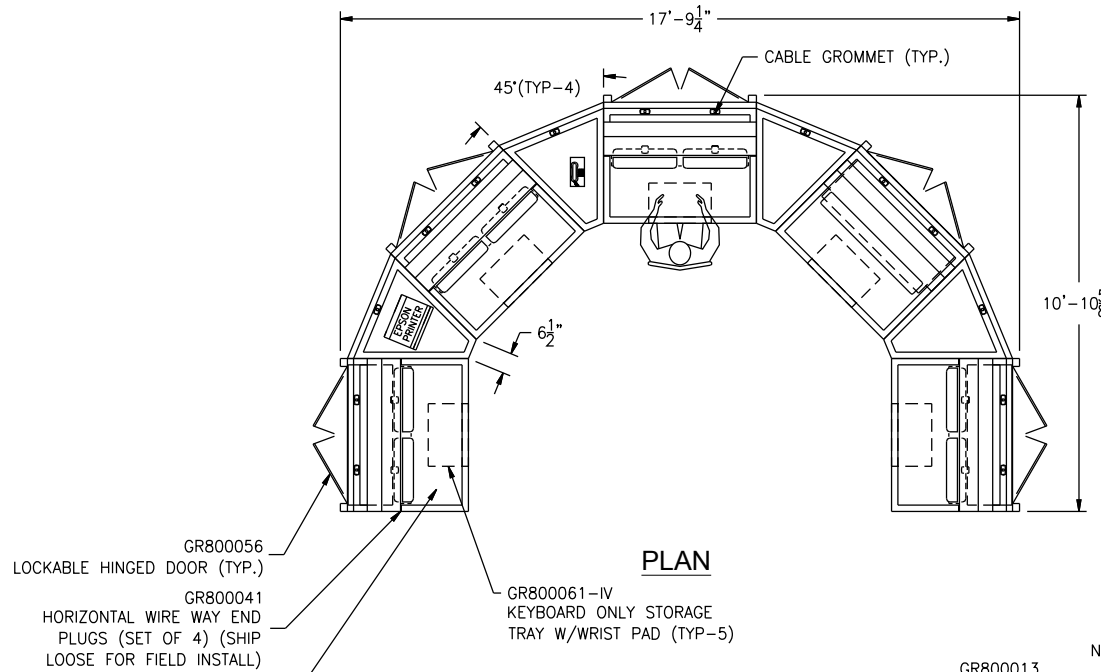
AgileVIEW® Series 1 FLAT SCREEN DISPLAY CONSOLES

NOTE: MULTI-TIERS SHIP UNINSTALLED



AgileVIEW® Series 1 FLAT SCREEN DISPLAY CONSOLES

NOTE: MULTI-TIERS SHIP UNINSTALLED

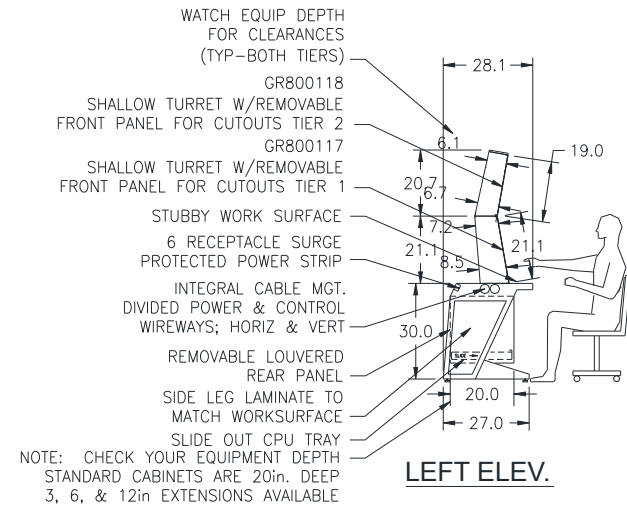
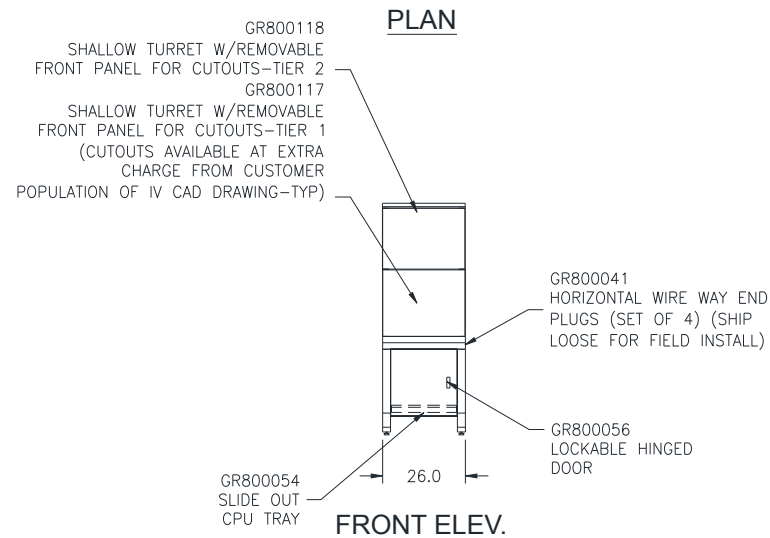
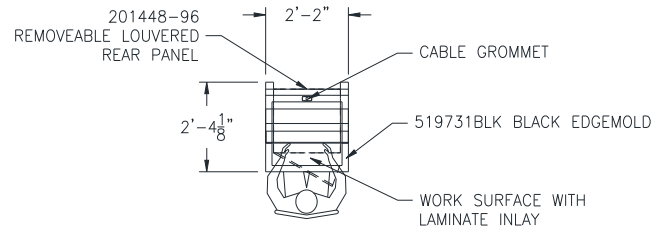


Project Layout Drawings

Two-tier shallow turrets on an industrial workstation

AgileVIEW® Series 1 FLAT SCREEN DISPLAY CONSOLES

NOTE: MULTI-TIERS SHIP UNINSTALLED

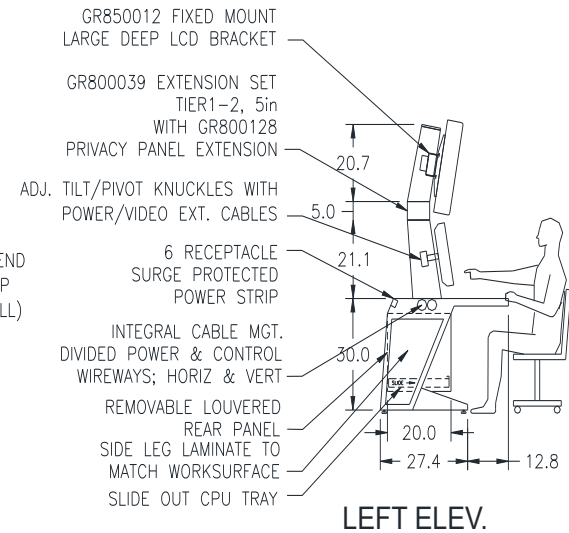
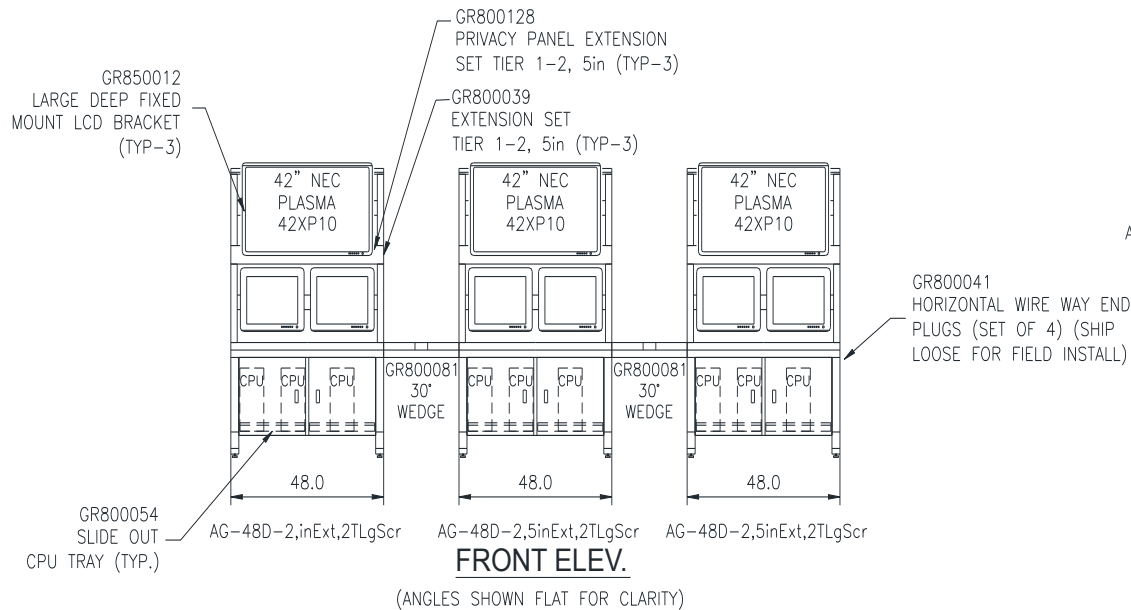
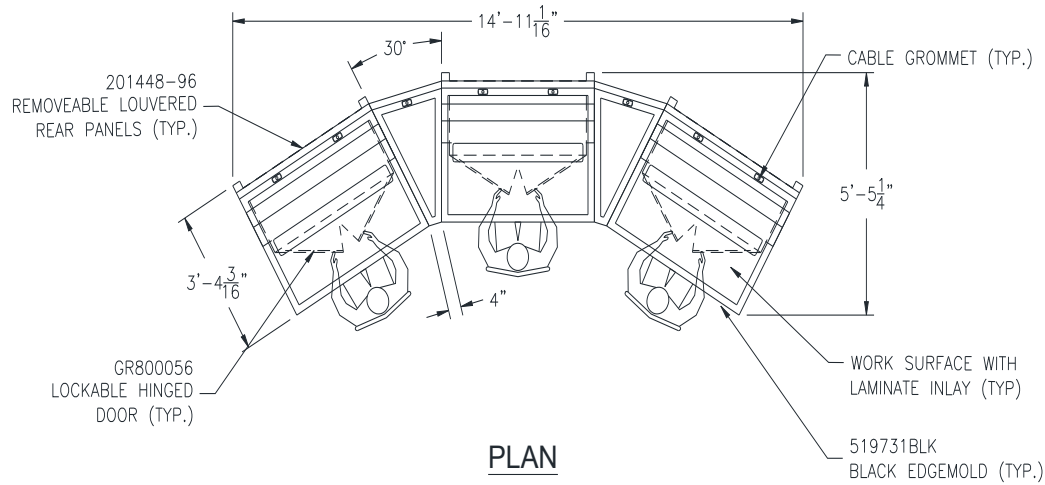


Project Layout Drawings

Control room consoles with large plasma displays on 2nd. tier

AgileVIEW® Series 1 FLAT SCREEN DISPLAY CONSOLES

NOTE: MULTI-TIERS SHIP UNINSTALLED

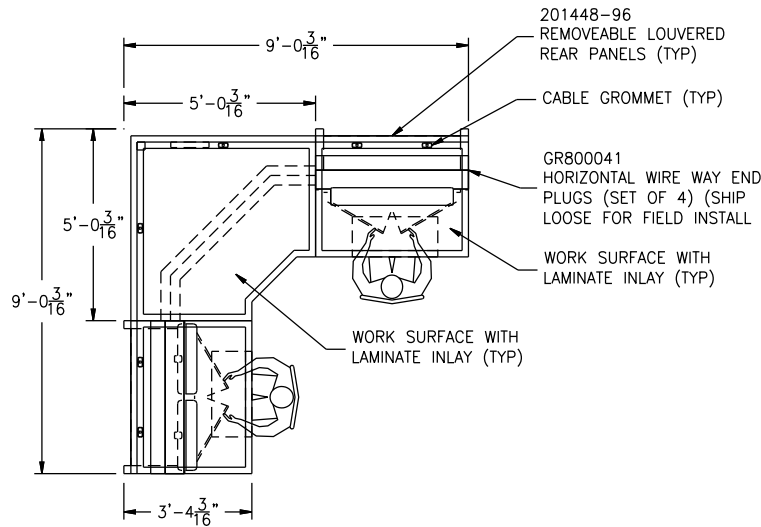


Project Layout Drawings

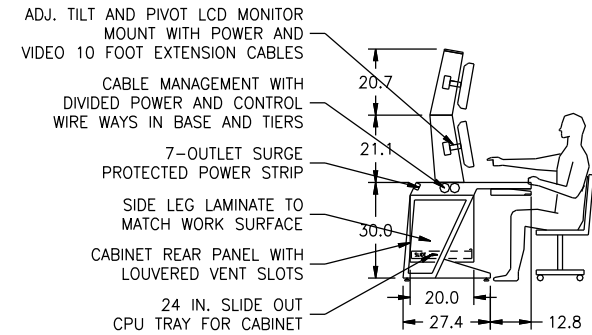
Control center furniture with large beveled corner table for added work space

AgileVIEW® Series 1 FLAT SCREEN DISPLAY CONSOLES

NOTE: MULTI-TIERS SHIP UNINSTALLED

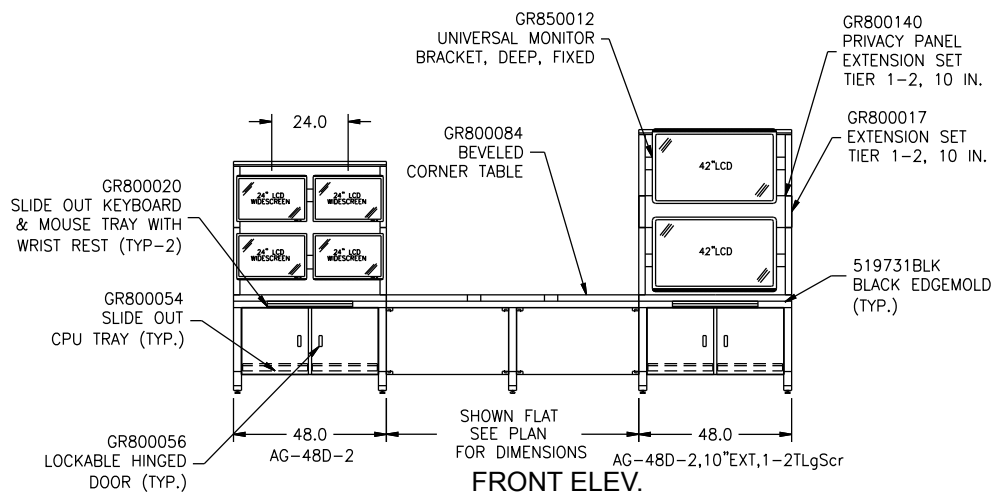


PLAN



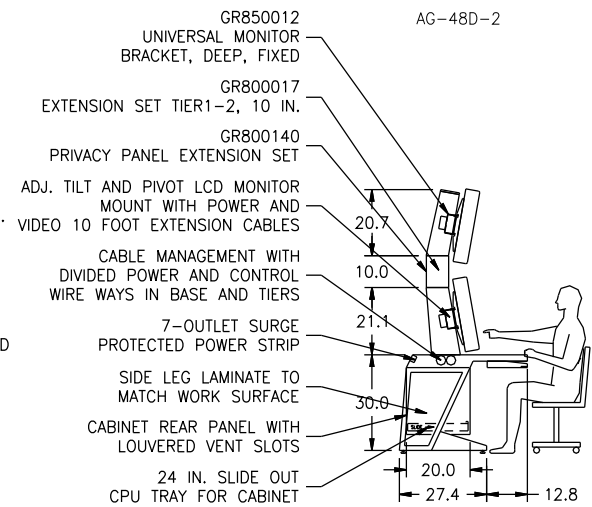
LEFT ELEV.

AG-48D-2



FRONT ELEV.

(ANGLES SHOWN FLAT FOR CLARITY)



LEFT ELEV.

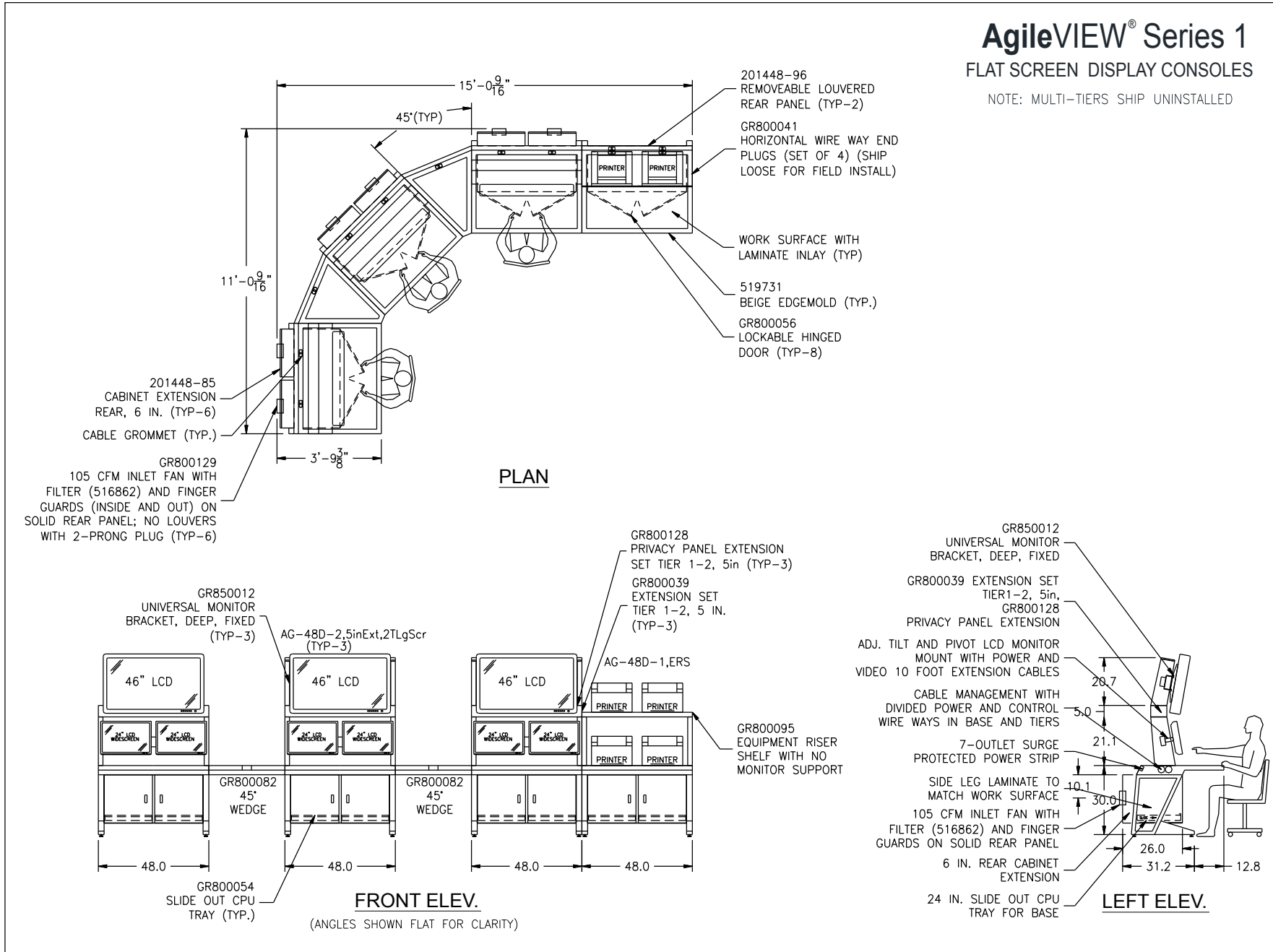
AG-48D-2,10"EXT,1-2TgScr

Project Layout Drawings

Security console furniture with large LCD displays and printer riser shelf

AgileVIEW® Series 1 FLAT SCREEN DISPLAY CONSOLES

NOTE: MULTI-TIERS SHIP UNINSTALLED

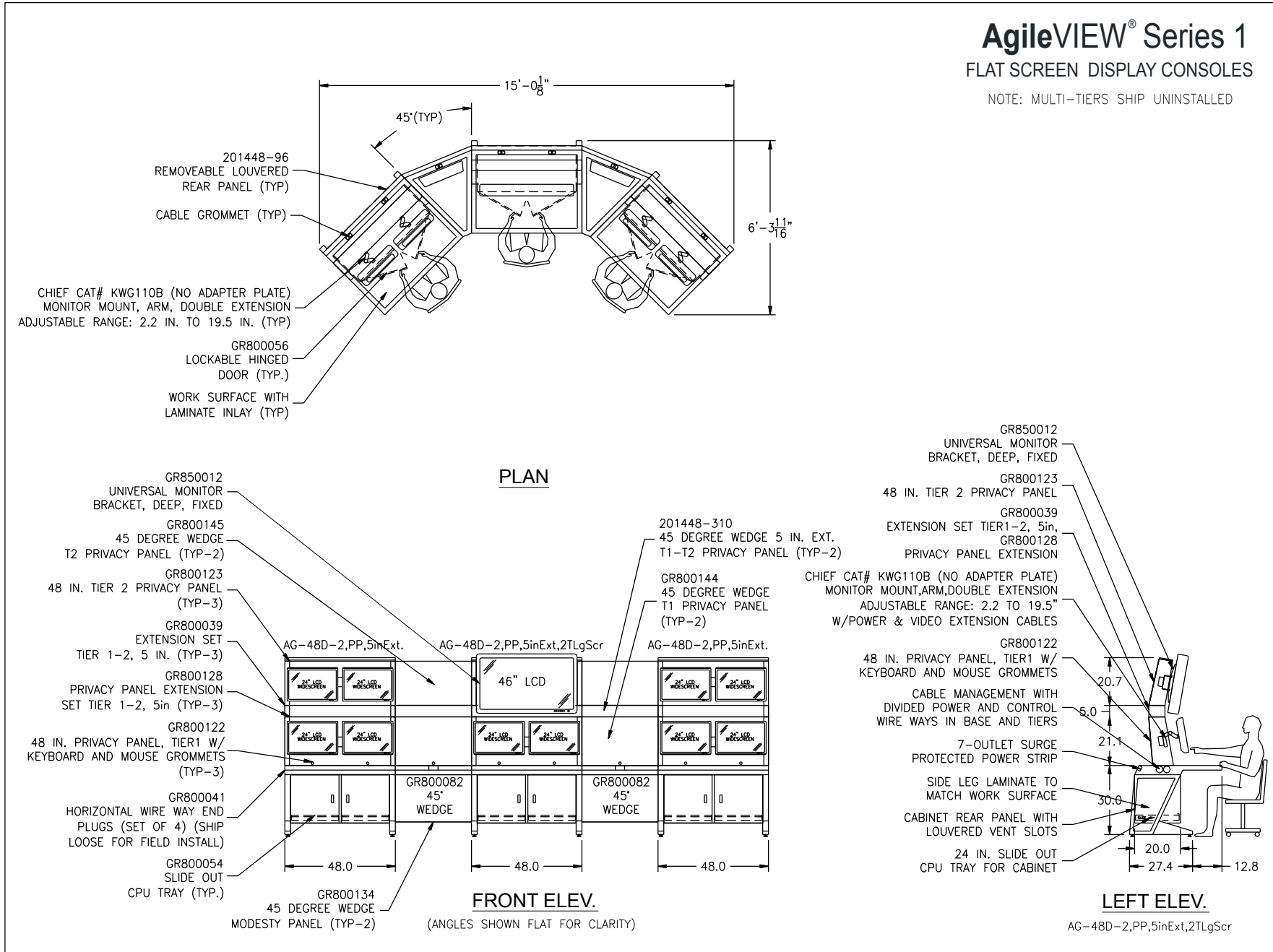


Project Layout Drawings

Industrial computer desks below were provided with privacy panels on all tiers

AgileVIEW® Series 1 FLAT SCREEN DISPLAY CONSOLES

NOTE: MULTI-TIERS SHIP UNINSTALLED

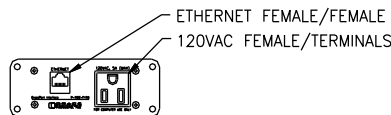
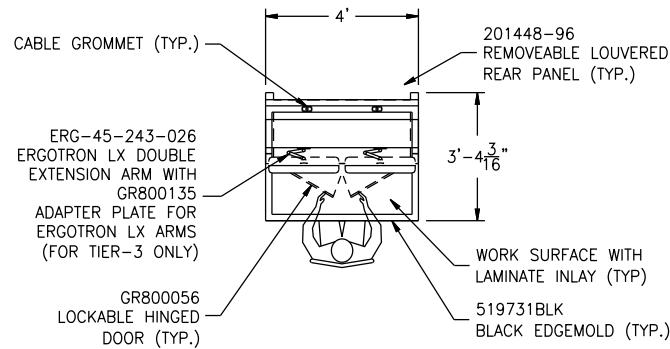


Project Layout Drawings

Three-tier DCS furniture with GracePort interface for ethernet communications

AgileVIEW® Series 1 FLAT SCREEN DISPLAY CONSOLES

NOTE: MULTI-TIERS SHIP UNINSTALLED

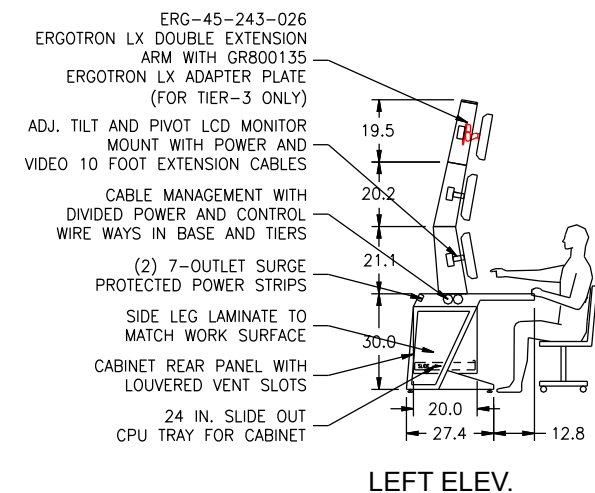
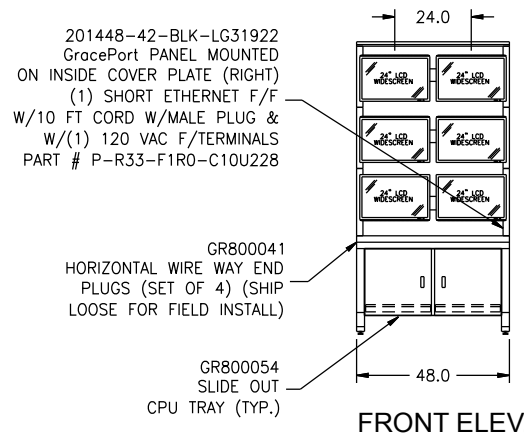


GracePort Detail (TYP-3)

P-R33-F1R0-C10U228

AG-48D-3
PLAN

AG-48D-3, (T3)ARM-CHIEF

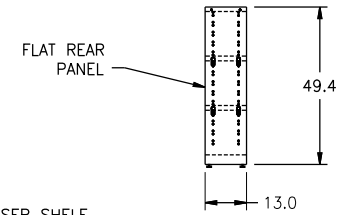
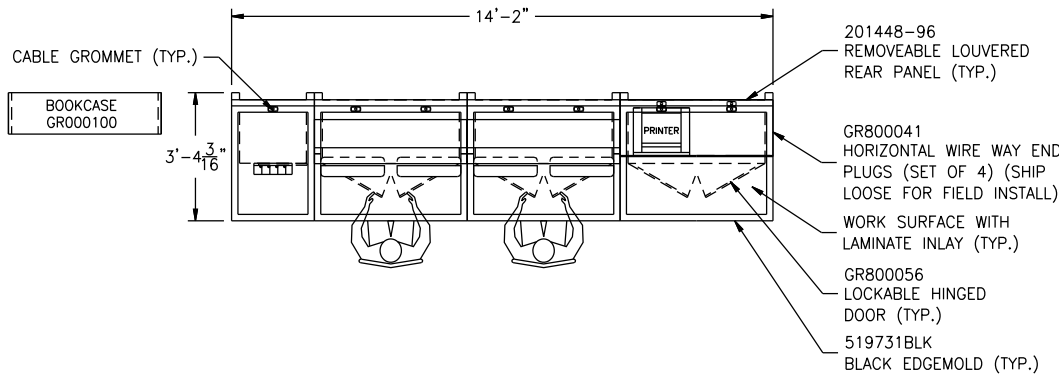


Project Layout Drawings

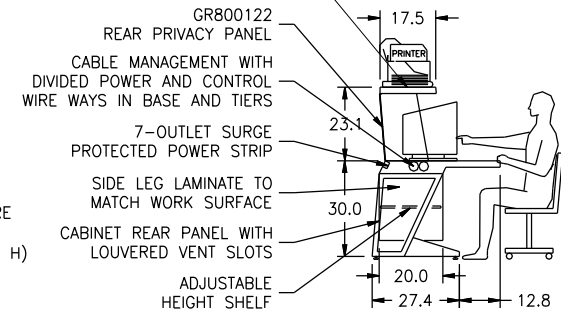
Security furniture project with 3-tiers of LCD screens and controls enclosures

AgileVIEW® Series 1 FLAT SCREEN DISPLAY CONSOLES

NOTE: MULTI-TIERS SHIP UNINSTALLED

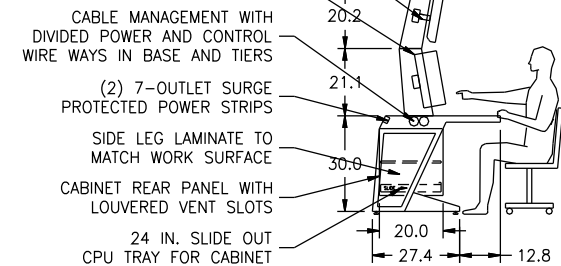


48 IN. EQUIP. RISER SHELF (NO MS) WITH 2 IN. HIGH TOP, GROMMETS AND CABLE MANAGEMENT



ADJ. TILT AND PIVOT LCD MONITOR MOUNT WITH POWER AND VIDEO 10 FOOT EXTENSION CABLES

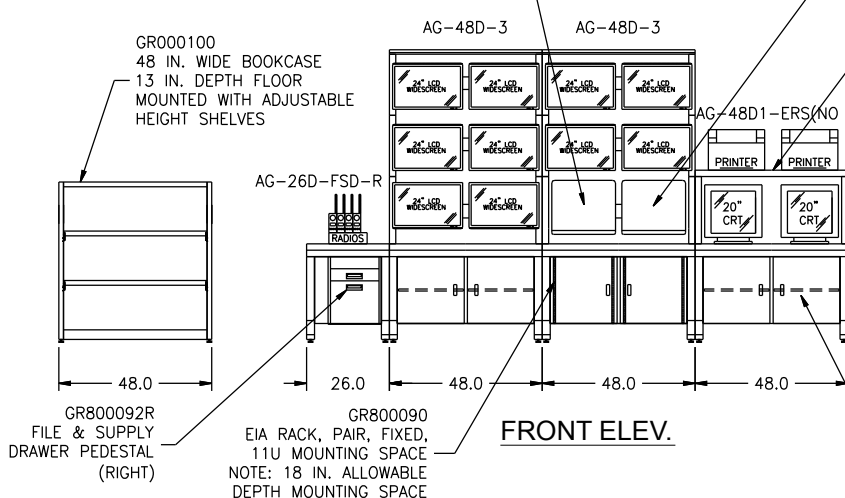
7 IN. DEPTH CONTROL ENCLOSURE



PLAN

GR850003 7 IN. DEPTH CONTROL ENCLOSURE REMOVEABLE BLANK PANEL (MNTG SPACE 18 IN. W x 14 IN. H) (CUTOUPS AVAIL. AT EXTRA CHARGE, CUSTOMER POPULATES IV AUTOCAD DRAWING)

GR850002 4 IN. DEPTH CONTROL ENCLOSURE REMOVEABLE BLANK PANEL (MNTG SPACE 18 IN. W x 14 IN. H) (CUTOUPS AVAIL. AT EXTRA CHARGE, CUSTOMER POPULATES IV AUTOCAD DRAWING)

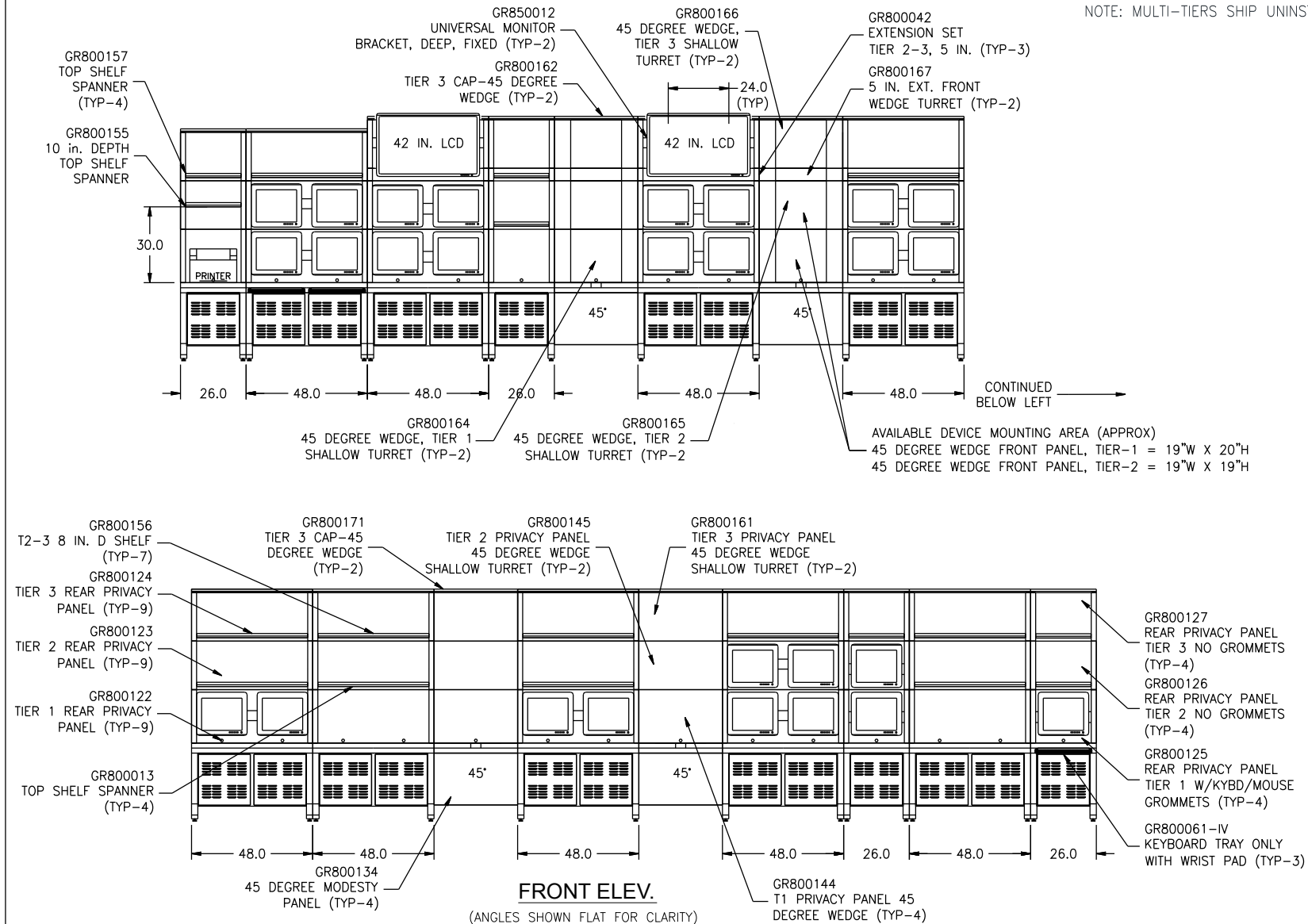


GR800095 48 IN. EQUIP. RISER SHELF (NO MS) WITH 2 IN. HIGH TOP, GROMMETS AND CABLE MANAGEMENT

201448-50 ADJ. HEIGHT SHELF (TYP-4)

AgileVIEW® Series 1 FLAT SCREEN DISPLAY CONSOLES

NOTE: MULTI-TIERS SHIP UNINSTALLED



"Everything was great! The control room furniture we ordered was well constructed. Bill T. worked with me over a period of two years to get the control room design together and implemented. Thanks Bill for your patience."
- Project Engineer, Eastman Specialty Chemical control room furniture and control room design project in chemical plant

"What I liked most is your consoles' rugged industrial design. Nothing disappointed me about either your product or service."
- Sr. Engineer, Louisville Electric; Cane Run Station 2-Tier operator consoles

"Your console units came pre-assembled; hardly any site work. Easy to mount computer equipment, LCD monitors, etc. We got a quick response from ImageVision and your control consoles are ALWAYS DELIVERED ON SCHEDULE. You can rely on ImageVision to meet project deadlines!"
- Sr. Controls Engineer, Langtree LTD; 2-Tier control room consoles

"I like the functionality of your consoles and the ability to accommodate additional process control equipment. Nothing about the console or your sales and support services disappointed me!"
- Mill Supervisor, Grain Processing Facility; 3-Tier control console

"Our plant mgr is delighted with the 3-tiered operator control console. He enjoys showing off the new control room to visitors."
- Eng. Mgr., PCS Nitrogen; has two styles of our console furniture

"The lab furniture arrived and it looks great. We are most pleased!"
- Proj. Eng., Aerospace Test Lab; Technical furniture installation

"I have already given your name to several visitors to our plant. They are really impressed with our control room furniture."
- Eng. Planner, Conoco-Phillips; DCS computer console

"I think your control consoles are not only functional, but look very professional as well; esthetically pleasing Both the product and support were impeccable. Your sales representative went above and beyond the call of duty to get the control consoles delivered in record time in order to meet the needs of my customer."
- Project Manager, Systems Integrator control consoles used in a Carbon Black production facility

We had some corporate folks come through last week for a visit. They toured our control room at the power and recovery facility and noted how good the consoles looked. They ask for brochures and a contact so I gave him your info."
- Project Engineer, Large Paper Company control consoles

"Sturdy, good design with a streamlined appearance. Debbie B. has been absolutely wonderful to work with from the day I took over the project. She has been extremely helpful in providing quick feedback and information when I needed it.. She worked hard to get me up to speed on our previous project purchases and insured our new addition items would match. I wish all of our dealings with vendors were this easy!"
- Project Engineer, Architect of the Capital steam boiler control console furniture

"After all the dust settled, we are very happy with our console furniture. We will be ordering at least two more consoles in the next six months."
- Project Engineer, Northrop Grumman Aerospace Technical furniture

"ImageVision's modular operator consoles organized our work space and has increased the efficiency of our operations personnel."
- Pipeline Ops, INEOS USA; 2-Tier computer console furniture

"The computer console desks fit perfectly in the allotted space, looks great, and is extremely functional. The most impressive thing is that you managed to beat the short lead time. Thanks for all your efforts."
Project Mgr, Systems Integrator for Consolidated Coal's 2-tier control console

"What did I like? Style and the way the computer furniture revamped our control rooms with a modern touch. Assembly of the units was easy and the availability of additional cable way space was a plus. The extra space on desk tops allowed us to add PC's for operations use. ImageVision support made the project easy on this end. Everything on the project from estimates to installation went smoothly."
Project Engineer, Large Paper Company with 2-tier operator consoles

Detailed Specifications for AgileVIEW® Modular Console Product Family

ImageVision-AgileVIEW-Detailed-Specifications-RevC (Page 1 of 3)

I. General

- 1) The modular console shall be *ImageVision, Inc.* of La Grange, TX consisting of individual modular units, and angled wedge sections, each designed to be assembled into a complete operator console. Consoles shall be fabricated in all-steel construction.
- 2) The console shall be fully modular in design and construction for ease of modification.
- 3) For ease of installation, the console system shall ship in individual fully assembled units on custom fit pallet/skids to protect the console units during shipping and handling. Units should be easily moved into place, leveled and bolted together at the end user's site.
- 4) The console shall be ergonomically designed for operator comfort and suitable for housing computers in pullout style CPU/Equipment Trays (90 lbs. Rated Load), 24" LCD screens, or Gas Plasma displays, 19 inch rack mount equipment, or equipment on shelves in cabinets below work surfaces, or subpanels for PLC's, Distributed Control Systems, and other items as required in a control room environment with screens to 3-tiers high.
- 5) The console system shall have the ability to house panel mounted components such as panel meters, chart recorders, push buttons, pilot lights, and other components required by the system. Internal subpanels shall be available as an option for panel mounted components. Tier turrets shall be available in either shallow or full depth enclosures.
- 6) The console system shall have accessory enclosures available to support devices mounted in enclosures provided in any one of the monitor positions. These enclosures shall be available in depths from 4 to 7 inches. Options for Either 19in EIA Rack Panel front panels or blank panels for factory custom cutouts or field cutouts will be available.
- 7) Keyboard and "Accessory Garages" shall be available for locating devices in housings below the LCD screen on the 1st-tier of console units. These "Accessory Garages" shall be available with options such as GracePorts for connections to Ethernet, Devicenet, Modbus, Modbus Plus or other networks. They will also be available with circuit breaker protected outlets for powering temporary programming or accessory devices above the work surfaces.
- 8) The console system shall be provided with adjustable dual pivot monitor mounts with either VESA 75mm or 100mm mounting hole dimensions. Each mount will have tilt & pivot capability and maintain adequate friction in position to allow for touch screen LCD display operation. Optional dual extension monitor arms shall also be available.
- 9) Individual console units shall be available with, or without cabinets below work surface. Table units (without cabinets) will have both integral & divided power & control horizontal wire ways. The table units shall be easily field modified to allow the addition of up to three tiers of monitor supports as needed. Table units shall have privacy panels supplied to match the rear view of all standard console units.

II. Construction

- 1) *ImageVision, Inc.* console modules shall be assembled and fabricated from steel. Fabrication will be provided in a 21 CFR 820 Quality System facility that is compliant with ISO9001 standards and regularly audited by an independent inspection company.
- 2) The base frame is to be constructed out of multiform 16-gage steel. This base frame shall utilize design techniques for construction which are suitable for continuous use electronic, and computer console desks, and DCS process control cabinetry.
- 3) Various options shall be provided to allow mounting and storing equipment, including ball bearing pullout style CPU or equipment trays, solid floor bottom panels with openings for conduit entries or cables; front, back or side mounted equipment sub-panels, movable equipment shelves, and 19in EIA rails (options for front, rear or both pairs of rails) for rack mounted equipment.
- 4) To assure alignment of the complete system, levelers are provided at each corner. The rigidity of the frame does not rely on contact with the floor for support. The work surfaces of the console units are to be joined with three bolts assemblies to allow for proper alignment and to insure smooth seams and alignment between control console units.
- 5) Divided vertical & horizontal wire ways are provided for integral cable management on each unit, and for separation of power and control wiring where desired.
- 6) All monitor power and video extension cables are to be factory installed and color coded indicating the screens position on console unit from 1 to 3 tiers in screen height.
- 7) Monitor tiers shall be constructed from 16-gauge steel with divided horizontal wire ways. Monitor tier housings shall be modular and easily field expandable for upgrading at a later date. Both horizontal & vertical supports to have integral cable management wire ways with easily removable covers to facilitate wire routing throughout the console lineup.
- 8) For optimum ergonomics, the front shall slope back at a 10-degree back angle on 1st. tier and 10-degree forward angle on 2nd & 3rd-tiers. In addition, each monitor location will be provided with an adjustable tilt & pivot monitor Ergotron DS100 double-pivot mount.
- 9) All laminates in work surfaces & side legs of units shall be bonded to metal utilizing 3M 300 LSE high-temperature adhesive film (maintains 90% bonds to 300F) to insure proper adhesion during shipment, storage or operation in elevated temperatures.
- 10) Console units will be available with pull-out style keyboard, keyboard & mouse, or pencil drawers under work surfaces.
- 11) Consoles are to be supplied with integral file/supply drawer options, or separate file drawer credenza's with matching laminate inlay tops.

III. Finish

- 1) All metal shall be thoroughly cleaned via a five-step wash process ending with an iron phosphate wash to eliminate "flash rusting" prior to the application of the powder coat paint.
- 2) All exterior surfaces (except cabinets below) shall be powder coat finished in an "Opaque Beige" Sherwin-Williams Powdura hybrid finish, then oven baked, for durability. Cabinets below work surfaces will be finished as above but in a "Gothic Black" color. The console manufacturer shall provide custom color options when desired by the end user.

IV. Assembly & Shipment

- 1) **Each unit in the console system shall be shipped fully assembled.** The individual units will be constructed such that they can be located within the console operations area, leveled, and bolted together for fast and easy installation.
- 2) Console units shall be edge protected with heavy cardboard, shrink wrapped and strapped to individual custom pallets to protect each console unit during shipment and aid in handling the units onsite.
- 3) The control console units shall be shipped via ImageVision's preferred carriers to minimize shipping damage.

V. Electrical

- 1) Each console section shall have a 7-outlet, surge protected power strips, with power switch and 6 foot cords. 48 inch wide 3-Tier console units are to be provided with (2) power strips as described above.

Product Catalog

AgileVIEW Series 2

Complete
Control Console Solutions
with Reduced Height Tiers for Wide Screen Displays

Adjustable Height Monitor Mounts

[Learn more...](#)

Control Room Console Furniture
Security Furniture Command Centers Medical Imaging Solutions

26 or 48in. Widths; Monitors to 3-Tiers High



AgileVIEW Series 2

Features reduced height monitor tiers and **CHIEF KWP130B** Tilt/Pivot monitor mounts with built-in height adjustment slide

This mount offers a 4.5 inch range of vertical motion for each flat screen display


This range of adjustment allows you to easily place monitors from tier 1 bezel-to-bezel with monitors on tier 2

Series 2 monitor tiers are 100% compatible with all original AgileVIEW control console base units. This makes field upgrading to Series 2 easy and protects your original investment

Tiers have divided wire ways to separate power and control wiring

Our Most Flexible Modular Control Room Consoles

Features CHIEF KWP130B Mounts



CHIEF KWP130B

Tilt/Pivot monitor mounts with built-in height adjustment slide

Offers a 4.5 inch range of vertical motion for each screen position

Portrait/landscape rotation or anywhere in 360 degrees of rotation

Mounts feature CHIEF's patented Centris technology for easy finger tip control of screens

Independent adjustment of all tension points allow screen positions to be customized and adjusted for touchscreen applications

Monitor Mounts on Series 2 are Adjustable Height

Greater Flexibility and Enhanced Features



View YouTube Video - AgileVIEW Series 2 [Click Here](#)

AbleVIEW®



Enclosed Monitor Consoles

www.imagevisionconsoles.com

Product Catalog

AbleVIEW

Complete Command Center Console Solutions

[Learn more...](#)

GASKETTED Control Consoles Available

All-Steel Construction Looks better Longer

Modular Unit Design Future Flexibility

Custom Colors Match Your Decor

Laminated Work Surfaces Powder Coat Finish Integral Cable Management
Drawers Control Enclosures Bookcases Slide-Out Trays Sub-Panels EIA Equipment Racks

• **Control Rooms** • **Security Furniture** • **Command Centers** • **Medical Imaging Solutions**

Enclosed Equipment Consoles

Two base unit sizes;
24 and 48 in wide

All-steel construction
for industrial and
commercial use

Modular design for easy
modification or
expansion

Fully assembled for fast
and easy set up


Cable management
trays available for neat
appearance

Durable powder coat
finish and laminate
color options to match
your decor

Call us for prompt,
courteous and
professional assistance



[Watch Video](#)



GR900082
EIA Rack
in Turret

Standard CRT
Flipper Door
with Shelf

Enclosed CRT's to 2-Tiers High



Dual width CRT screen units can typically fit CRT display sizes up to 22 in. diagonal on our standard CRT shelf

CRT shelves have an adjustable tilt feature

Retractable front CRT flipper doors with glare resistant safety glass is standard on units with monitor style turrets

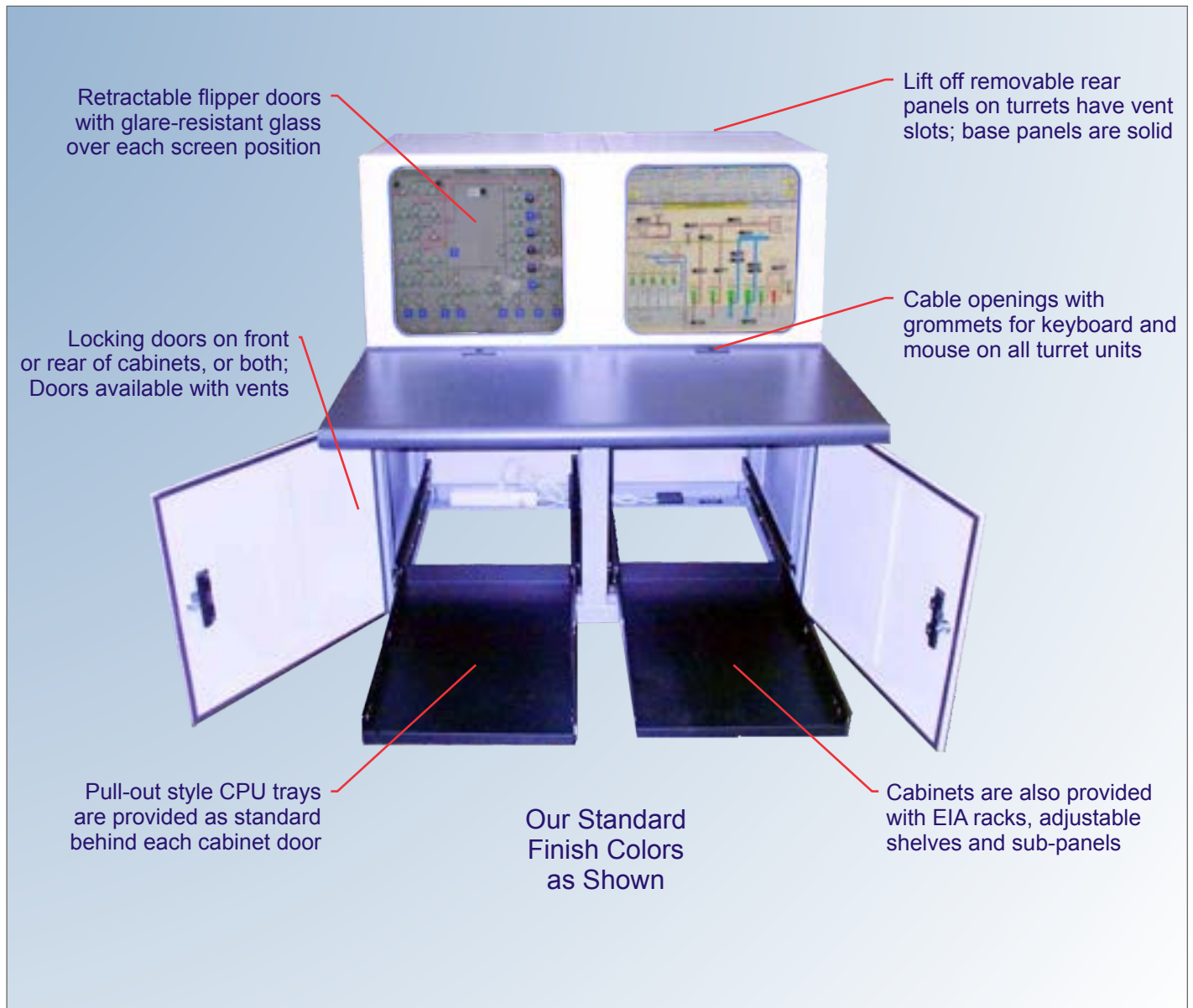
Turrets can also be supplied with blank front panels for field mounting control devices, meters (see upper left photo) and panel mounted displays

EIA rack front panels are another option to fit you control room console equipment requirements

Bookcase option is shown on lower left



Key Features



Our Control Console Battleship at NAVSEA

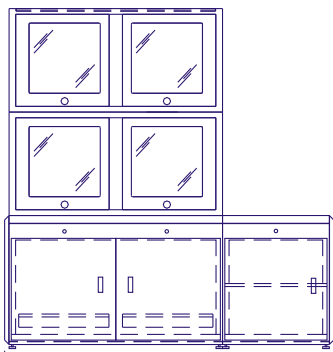
Specifications Summary

Full Specifications Available at Back of This Section

- 24in. and 48in. standard width console units
- 49in. deep standard; 36in. stubby units
- 14 ga. multi-form reinforced frame
- 16 ga. sheet metal; cabinet sides, rear & bottom
- 16 ga. multi-form reinforced locking doors; front or rear
- Adjustable height leveling feet
- Bullnose work surface front edge in industrial laminate
- 6-Outlet surge protected power strips
- Cable management available with divided wire ways
- Pull-out CPU/equipment trays; load rated 90 lbs. each
- 1 tray in 24in. wide units; 2 trays in 48in. wide

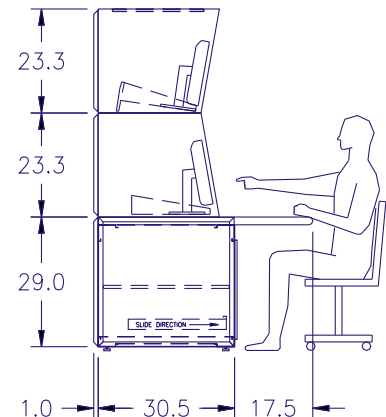
Monitor Tier Details:

- 1 or 2-tiers high with retractable front monitor doors
- Monitor doors have optically treated safety glass
- Adjustable tilt monitor shelves support CRT's or LCD's
- 1-tier equipment riser shelves add extra space
- Equipment turrets to 2-tiers with EIA racks or front panels for field cut outs, or custom laser cut at factory



1.0 48.0 24.0 1.0

- LIFT-OFF REMOVABLE REAR PANELS WITH VENT SLOTS; TIERS 1 & 2
 - ADJUSTABLE TILT MONITOR SHELVES; ALL TIERS
 - LOCKING DOORS; FRONT OR REAR SOLID BASE PANELS; FRONT OR REAR
 - CPU/EQUIPMENT TRAYS, ADJUSTABLE SHELVES, EIA RACKS OR EQUIPMENT SUB PANELS
- (ALL DIMS ARE IN INCHES)



All Black Powder Coat Finish

Custom Colors and Laminates Are Available

All black consoles work especially well when located near dusty production areas in mines, steel mills, or carbon black manufacturing areas

Our standard Charcoal Matrix laminate looks great with all black units

Note single tier turret on computer console unit at lower right was supplied with custom cut outs for panel mounted touch screen displays field installed by our customer

In addition, inlet fan and filter were added to maintain a positive air pressure on the console to reduce dust accumulation

Standard CRT Flipper Doors



Panel Mounted Touch screen Displays



Rear Access at No Extra Cost

Front or Rear Doors Available With Vent Slots



Locking hinged doors can be placed on rear of the console units


Louvered panels are relocated to front of the desk console cabinet

CPU or Equipment Trays pull out to rear of console on upper left

Note: computer console desks on left are painted all Opaque Gray in color

Console line up on lower left features rear doors with vent slots.

It is finished in our all Opaque Beige powder coat; a standard color choice of our repeat customer Saudi Electric Power Company



90 Degree Corner Tables



Small Square or Large Beveled Front Units

Large 90 degree corner tables with beveled front edges can be added for additional work space

Small 90 degree corner tables can be used in tight turns where needed

Large 90 degree corner tables with beveled fronts can accommodate Equipment Riser Shelf modules

Cable Management Tray options can be added to corner tables to maintain a neat clean appearance for your control center furniture installation



Blank Front Panel Turrets

Mounting Space for Controls, Meters and Gauges



Our standard 1 and 2 tier turrets can be supplied with either our standard CRT/LCD monitor flipper doors or blank front panels

We can supply the front panels with custom laser cutouts for your controls and other control room console furniture equipment

For custom front panel cutouts, we supply a blank Autocad template drawing for the customer to populate with any cutouts required for fabrication

Adjustable tilt and pivot LCD monitor arms can also be supplied mounted to blank turret front panels when required

Lower unit shown with optional keyboard tray.

Mouse pad can be added to tray



Equipment Riser Shelves

Binders, Printers and Equipment Storage

Equipment Riser Shelves (ERS's) are a great way to provide extra space for binders, printers, radios, CRT's and other equipment above the computer console desk tops.

ERS's are very cost effective

ERS modules are equipped with cable way openings in the top shelf allowing cables to be routed down to grommets openings in the desk tops below

Notice the 2 inch high side and back stops on the top shelf



Equipment Riser Shelves for CRT's

Screens to 2-Tiers High



Equipment Riser Shelf options support two levels of monitors on your command center furniture

ERS's are our most cost effective way to configure multiple screens on consoles

Notice in the project shown at lower left, we also supplied controls enclosures for red emergency stop pushbuttons.

These Accessory Garages were attached to the bottom side of the ERS top shelf; see 2nd and 3rd units from the right end of the console line up

Both control consoles shown on this page have custom laminates on the desk tops

We have laminate and paint color options to fit your exact needs



Fans and Filters - Front or Rear Mounting

We Have Numerous Ventilation Options



When your console furniture is located in a dusty or dirty area, we have gasketed units available

In the application shown on the right, we supplied fan and washable filters for each side of the cabinet

Fans include finger guards as standard

Our gasketed consoles are not watertight. They are comparable to a NEMA 1 with Gasket enclosure rating

We often supply gasketed consoles with fans oriented for inlet air in order to maintain a positive air pressure on cover seams



Control Console with Gaskets and Air Conditioner

Reduce Dust and Contaminants inside Consoles



Need additional protection from dust and dirt? We offer gasketed control room consoles

The example on left is an industrial workstation located in a coal mine in Virginia.

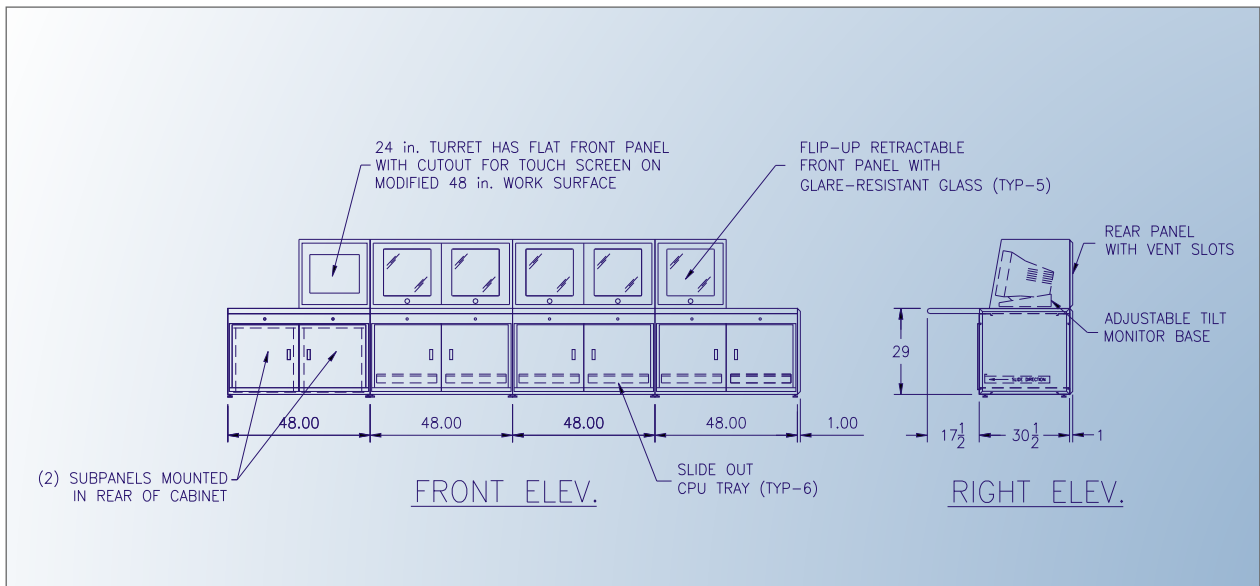
The front panel on the turret was supplied laser cut custom cutouts for field installation of the customers touch screen displays



We also provided custom cutouts in the rear turret panel so that our customer could quickly and easily mount their own air conditioner unit

WWT Facility in Florida

water waste water treatment is a major market for ImageVision



Screens to 2-Tiers High

Turbine Testing and Gas Pipeline Operator Consoles

The operator console shown on upper right is a 2-Tier CRT installation used in the testing of large turbines used primarily in the oil and gas industry

The project shown on the lower left was for a gas pipeline control center furniture application

Note the 24in wide 2-Tier workstations in the middle of the lower line up. It included blank front panel on tier 1 for mounting phones and radio equipment

We can also provide 24-hour rated chairs along with your operator console order providing one invoice for the total project.

Keyboard trays were supplied on some of the lower console units as well



Pull-out
Keyboard
Trays

2-Tier Custom Turrets


We Can Help With Your Control Room Design Tasks



The control room furniture project shown here is prior to the installation of a variety of control devices and bolting together the console units

Custom laser cutouts were added at the factory to house the customers operator interface devices

Our 2-tier console turrets can be supplied with fixed or adjustable tilt shelves, EIA equipment racks, or equipment sub-panels

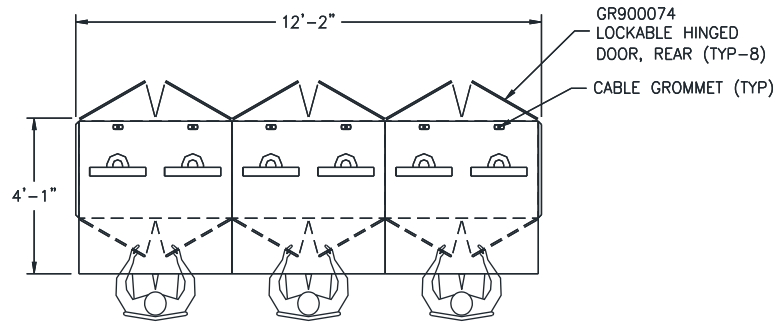


Notice that the rear panels on both the turrets and base cabinets shown include lift-off beveled rear panels for easy access to control equipment for repair or maintenance

Vent slots are provided on rear turret panel, but other ventilation options are available

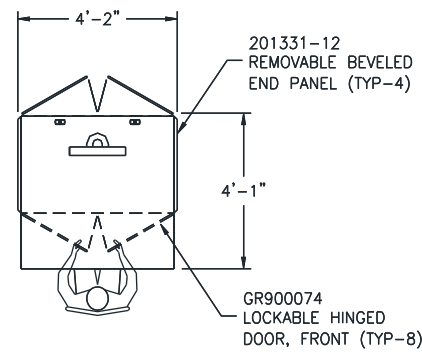
TYPICAL LAYOUT DRAWINGS

Control room desks and engineering work station in a paper mill



PLAN

MAIN CONSOLE FURNITURE

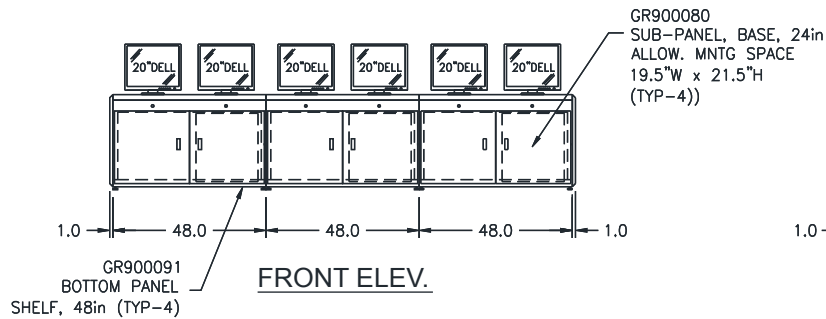


PLAN

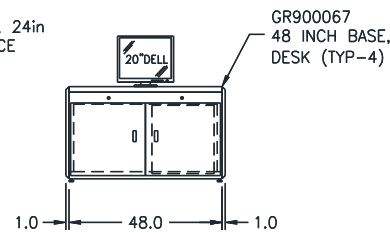
ENGINEERING WORK STATION

AbleVIEW®

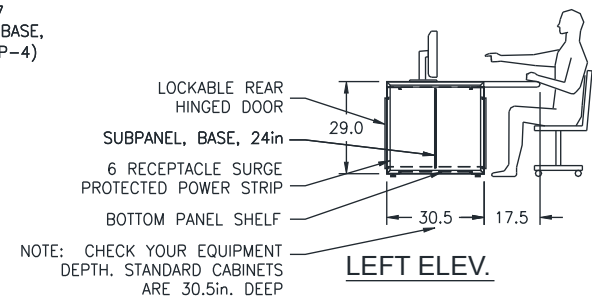
CRT & ENCLOSED DISPLAY CONSOLES



FRONT ELEV.



FRONT ELEV.



LEFT ELEV.

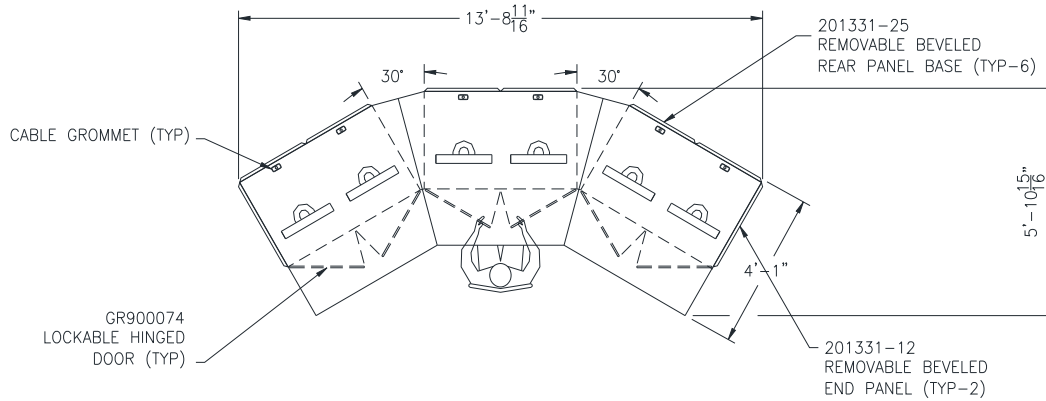
NOTE: CHECK YOUR EQUIPMENT DEPTH. STANDARD CABINETS ARE 30.5in. DEEP

TYPICAL LAYOUT DRAWINGS

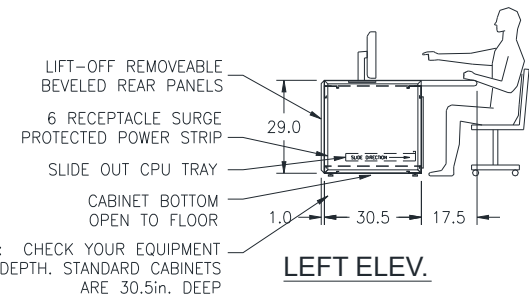
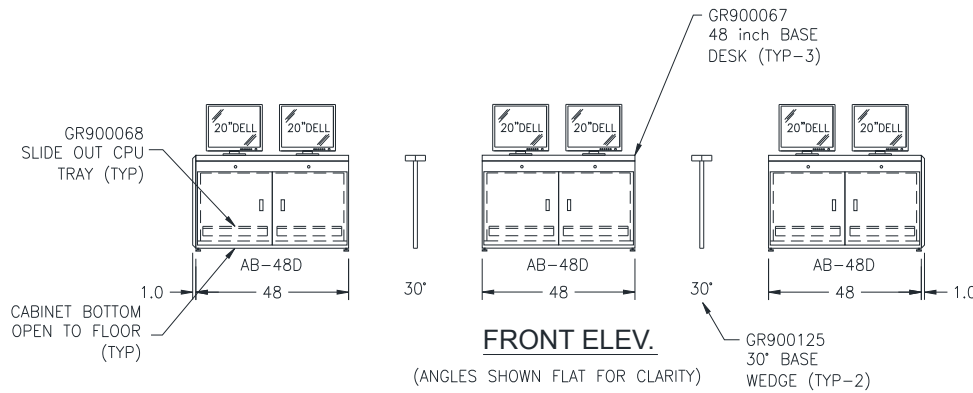
48 inch wide desk control room consoles with 30 degree wedges for LCD displays

AbleVIEW®

CRT & ENCLOSED DISPLAY CONSOLES

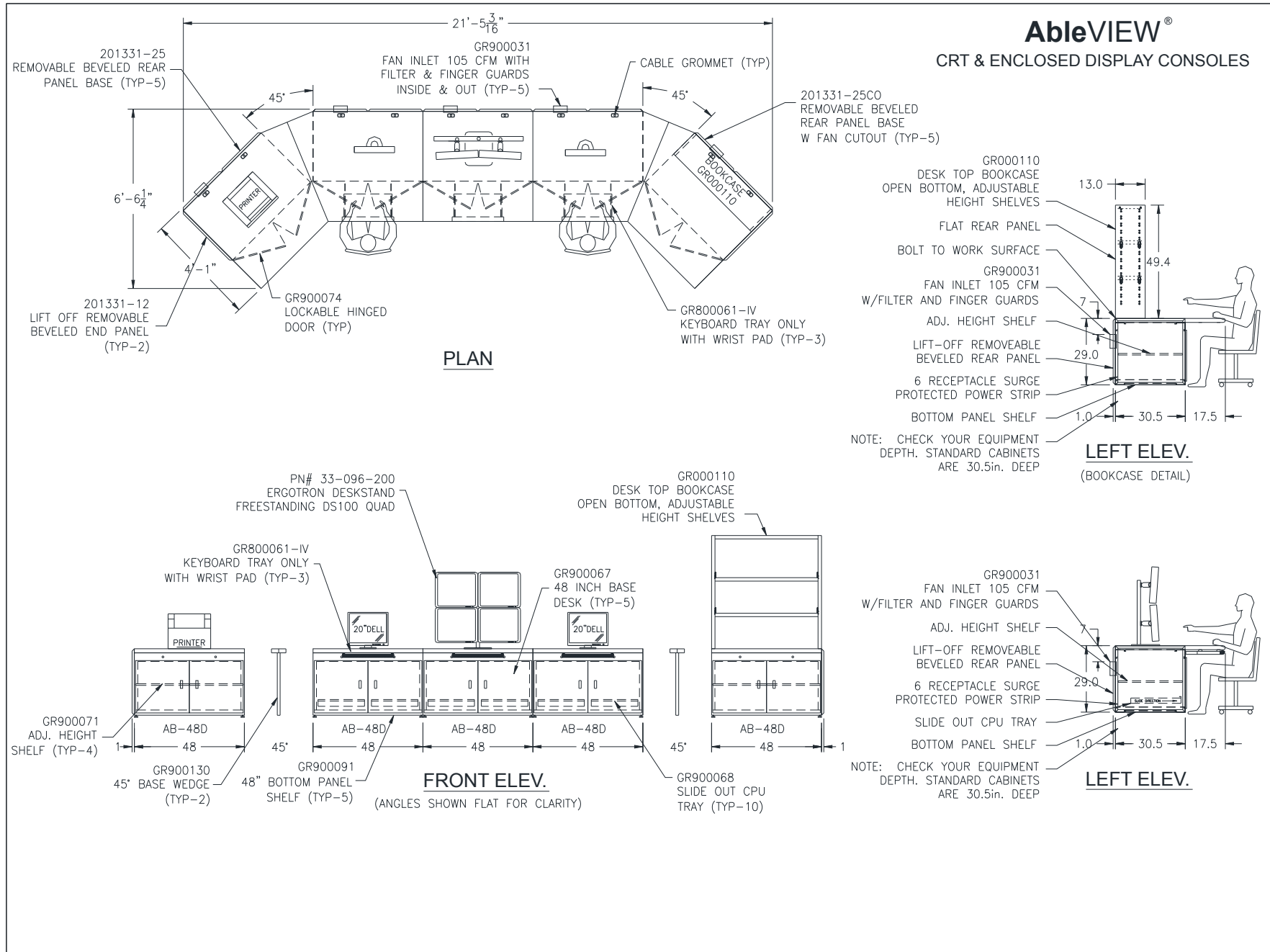


PLAN



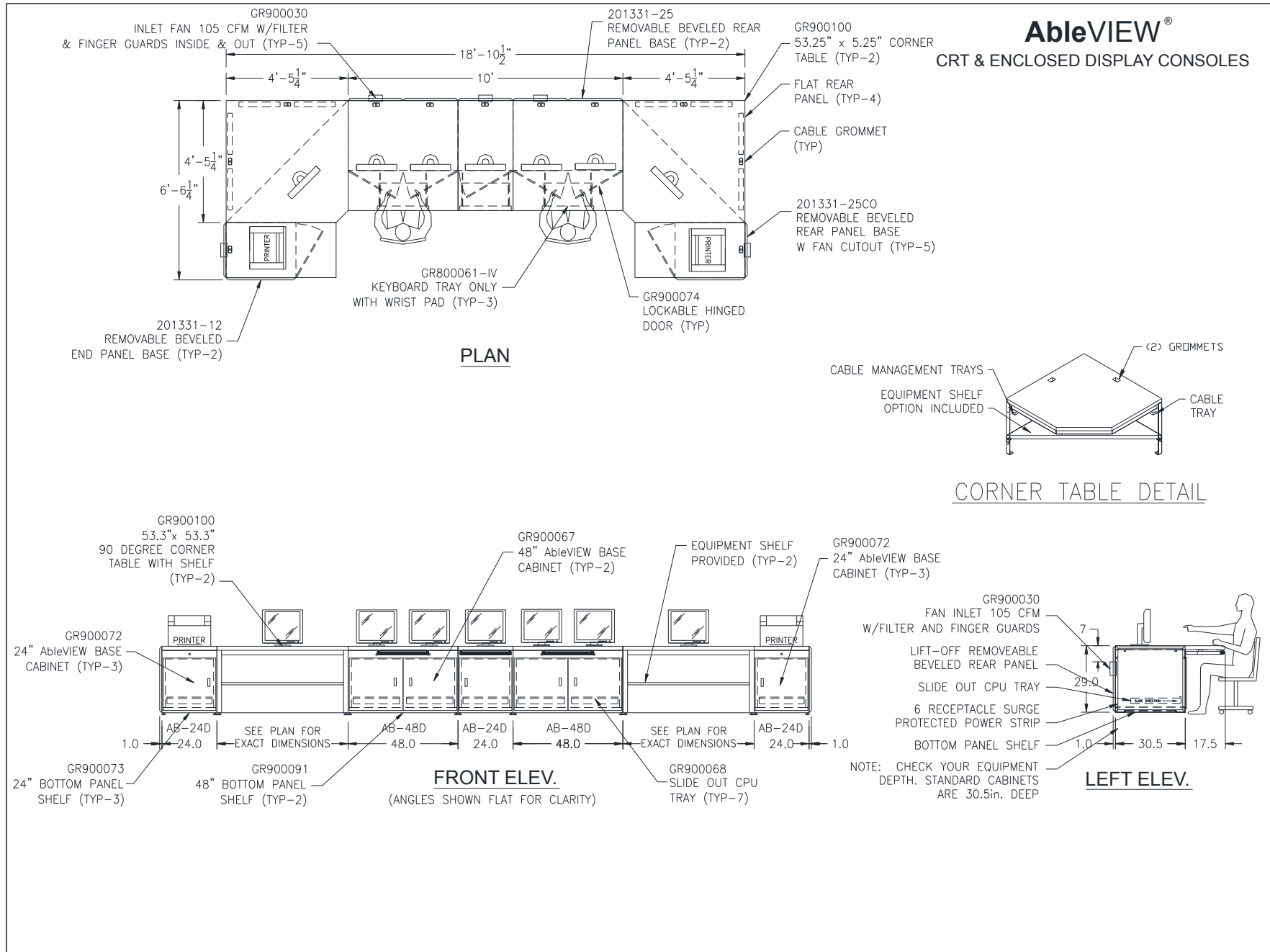
TYPICAL LAYOUT DRAWINGS

Industrial computer console with bookcase & Ergotron quad desk stand



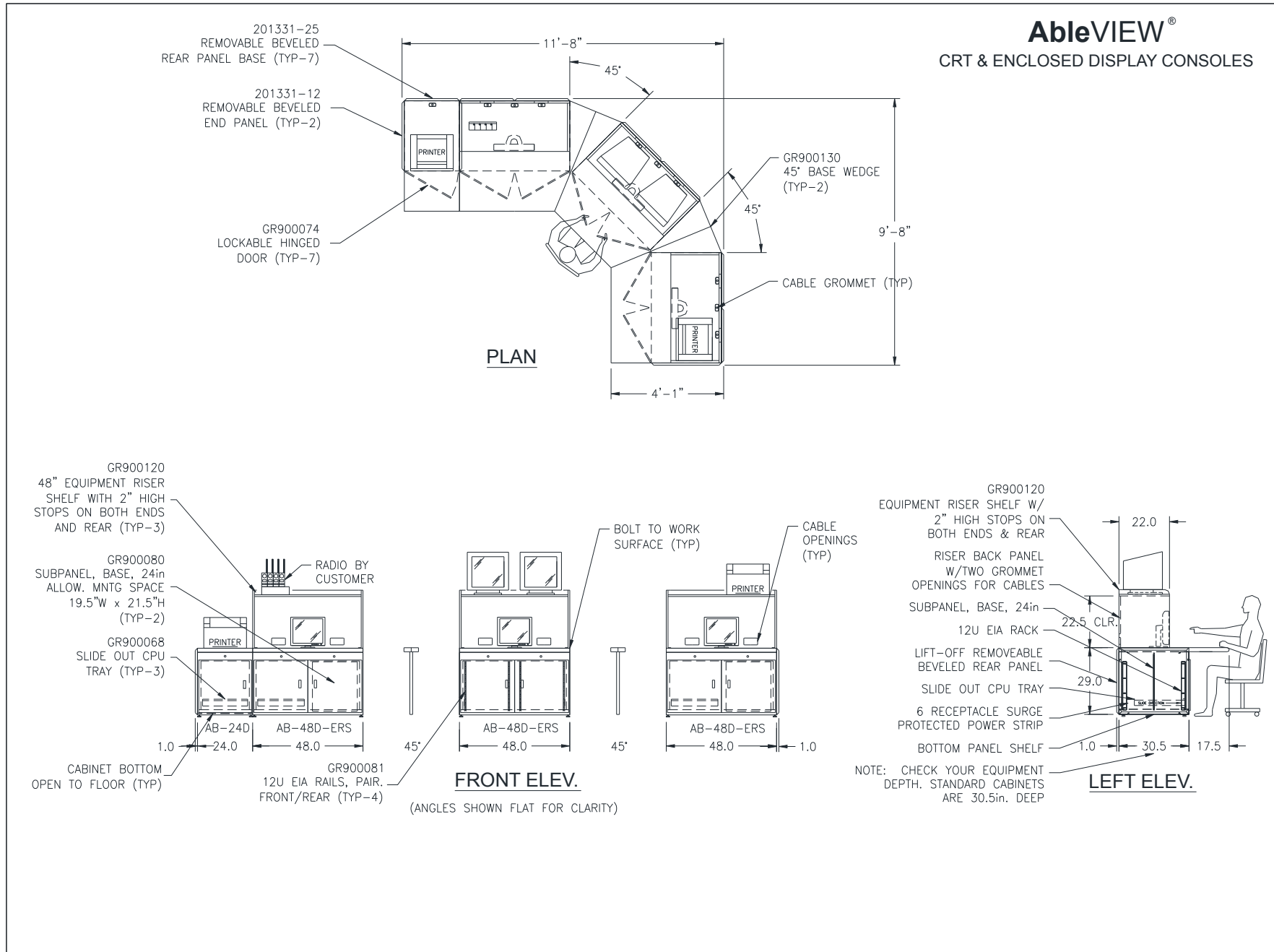
TYPICAL LAYOUT DRAWINGS

Computer console furniture with keyboard trays and large 90 degree corner tables



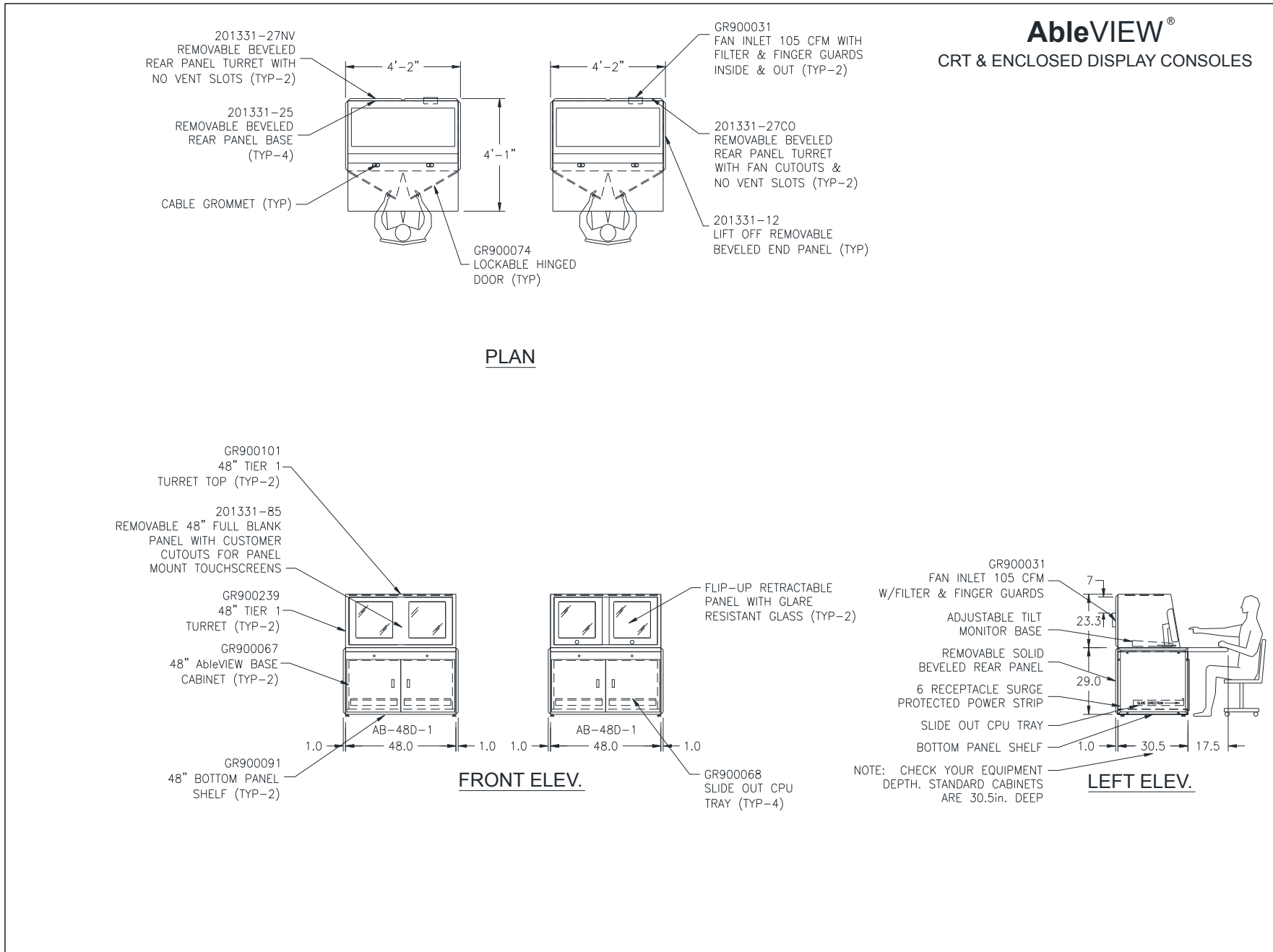
TYPICAL LAYOUT DRAWINGS

Computer lab desks with equipment riser shelves and equipment subpanels in bases



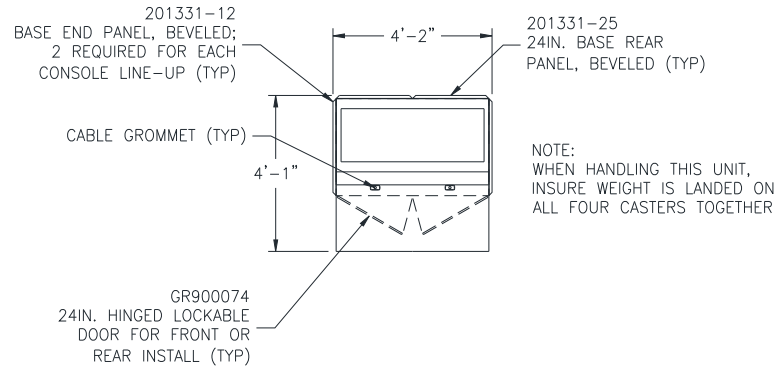
TYPICAL LAYOUT DRAWINGS

48 in. 1-tier industrial workstations with custom cutouts on turret front panel

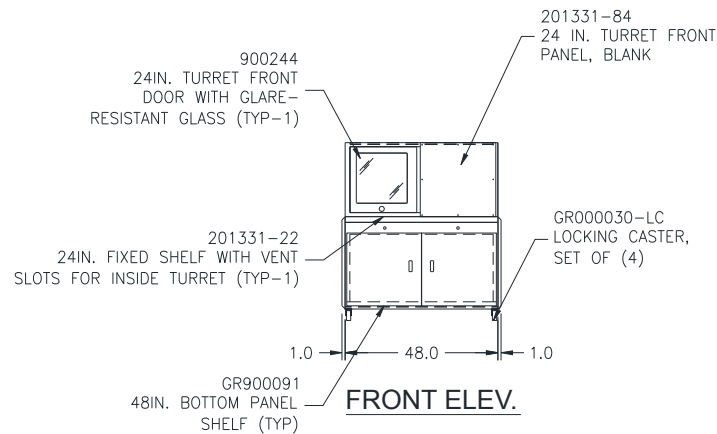


TYPICAL LAYOUT DRAWINGS

Flight motion simulation control console with GR00030-LC locking casters

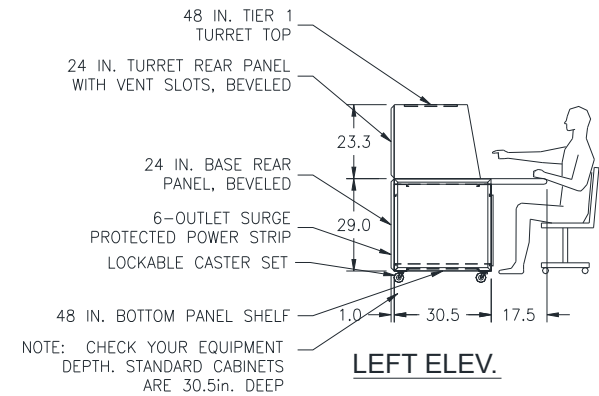


PLAN



FRONT ELEV.

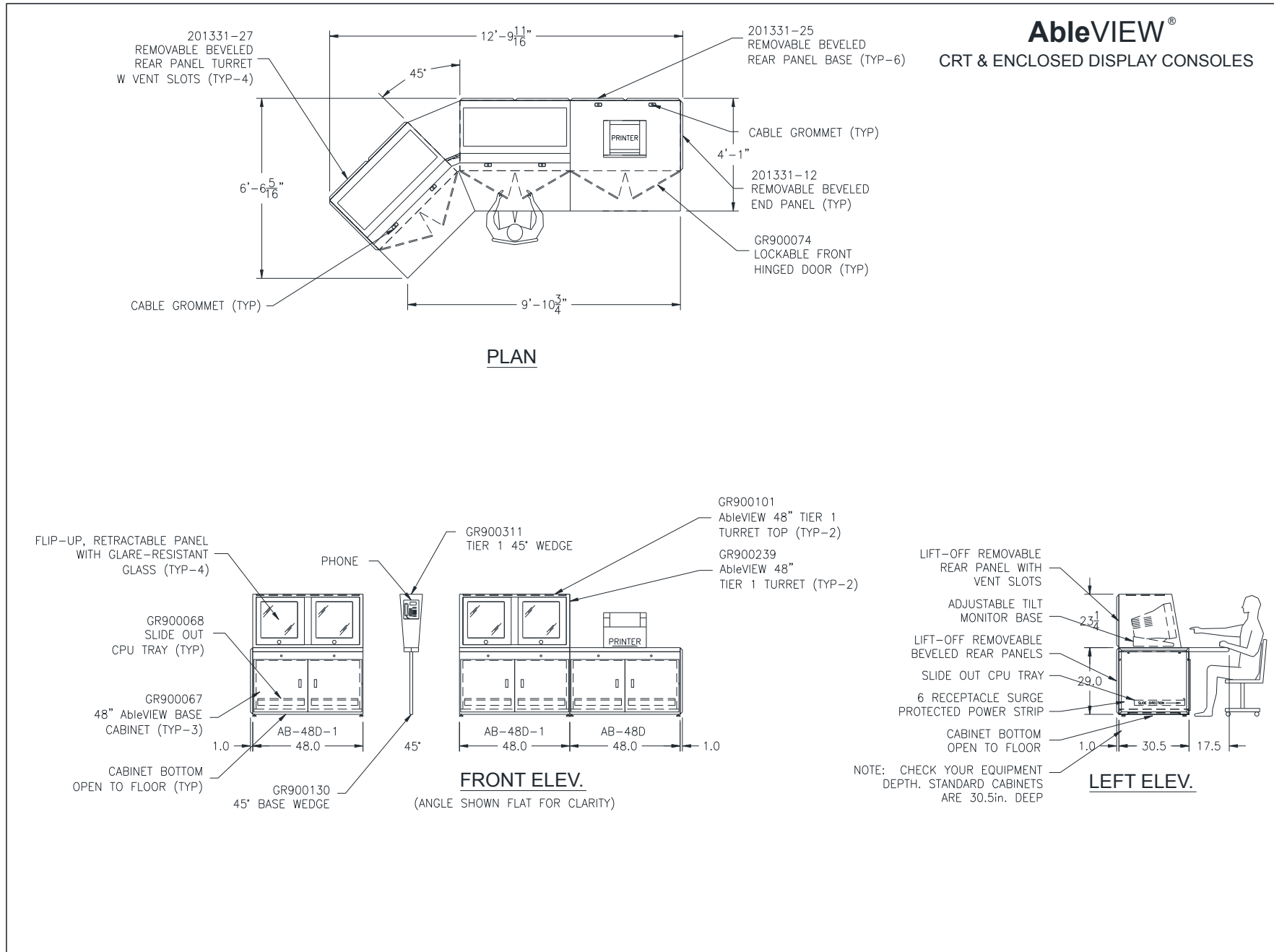
AbleVIEW[®] CRT & ENCLOSED DISPLAY CONSOLES



LEFT ELEV.

TYPICAL LAYOUT DRAWINGS

1-tier control room furniture with tier wedge in electric power generation

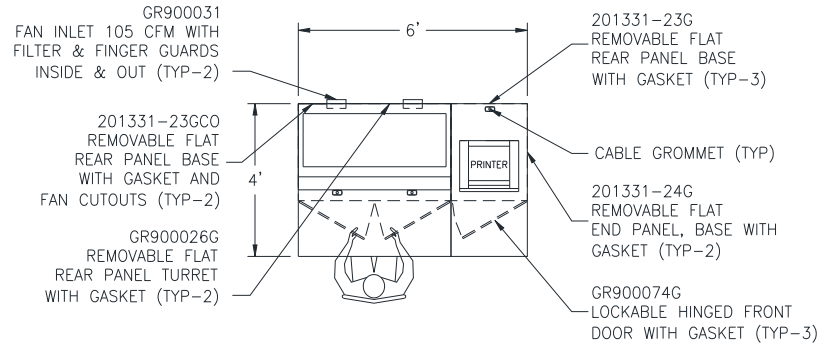


TYPICAL LAYOUT DRAWINGS

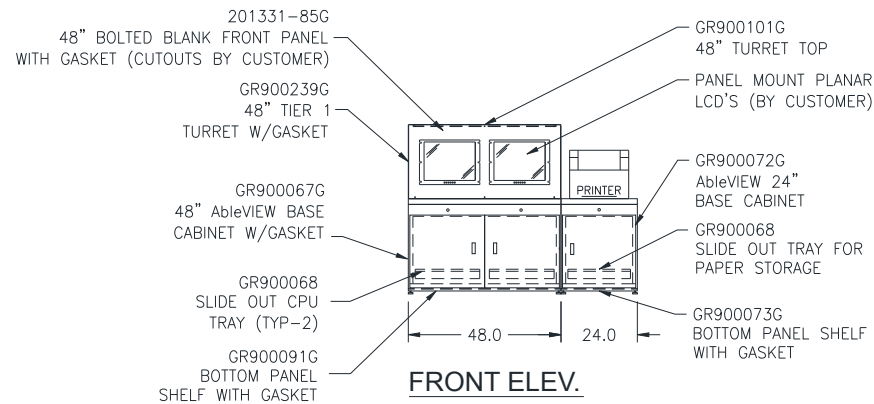
Gasketed 1-tier industrial control room furniture in coke unit of major oil refinery

AbleVIEW[®]

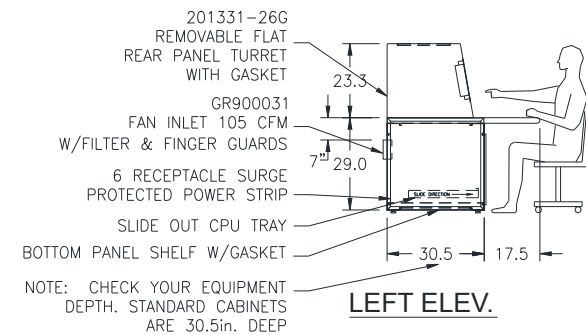
CRT & ENCLOSED DISPLAY CONSOLES



PLAN



FRONT ELEV.



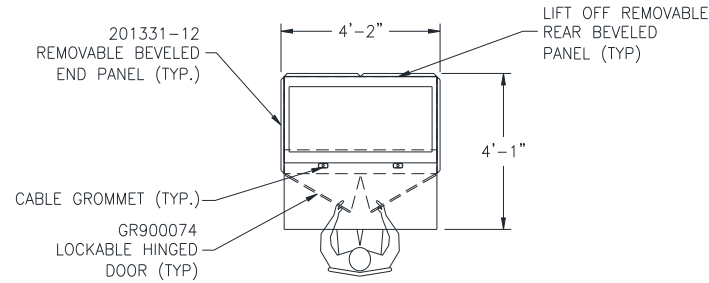
LEFT ELEV.

TYPICAL LAYOUT DRAWINGS

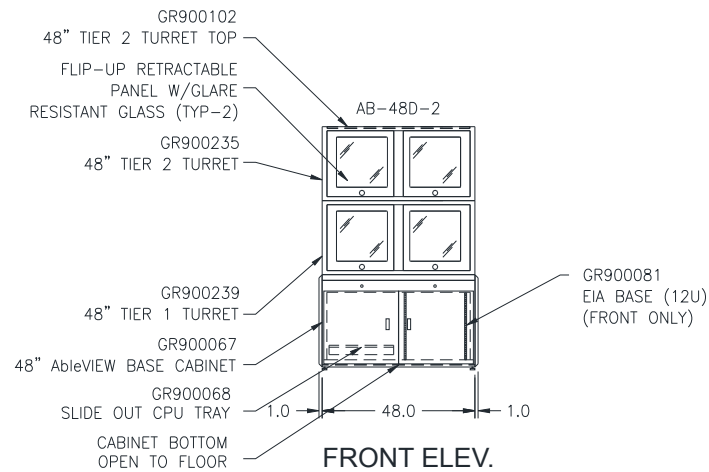
2-tier control console workstation with 19in. EIA rack in base cabinet

AbleVIEW®

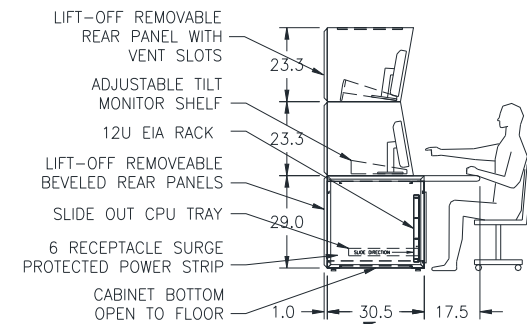
CRT & ENCLOSED DISPLAY CONSOLES



PLAN



FRONT ELEV.

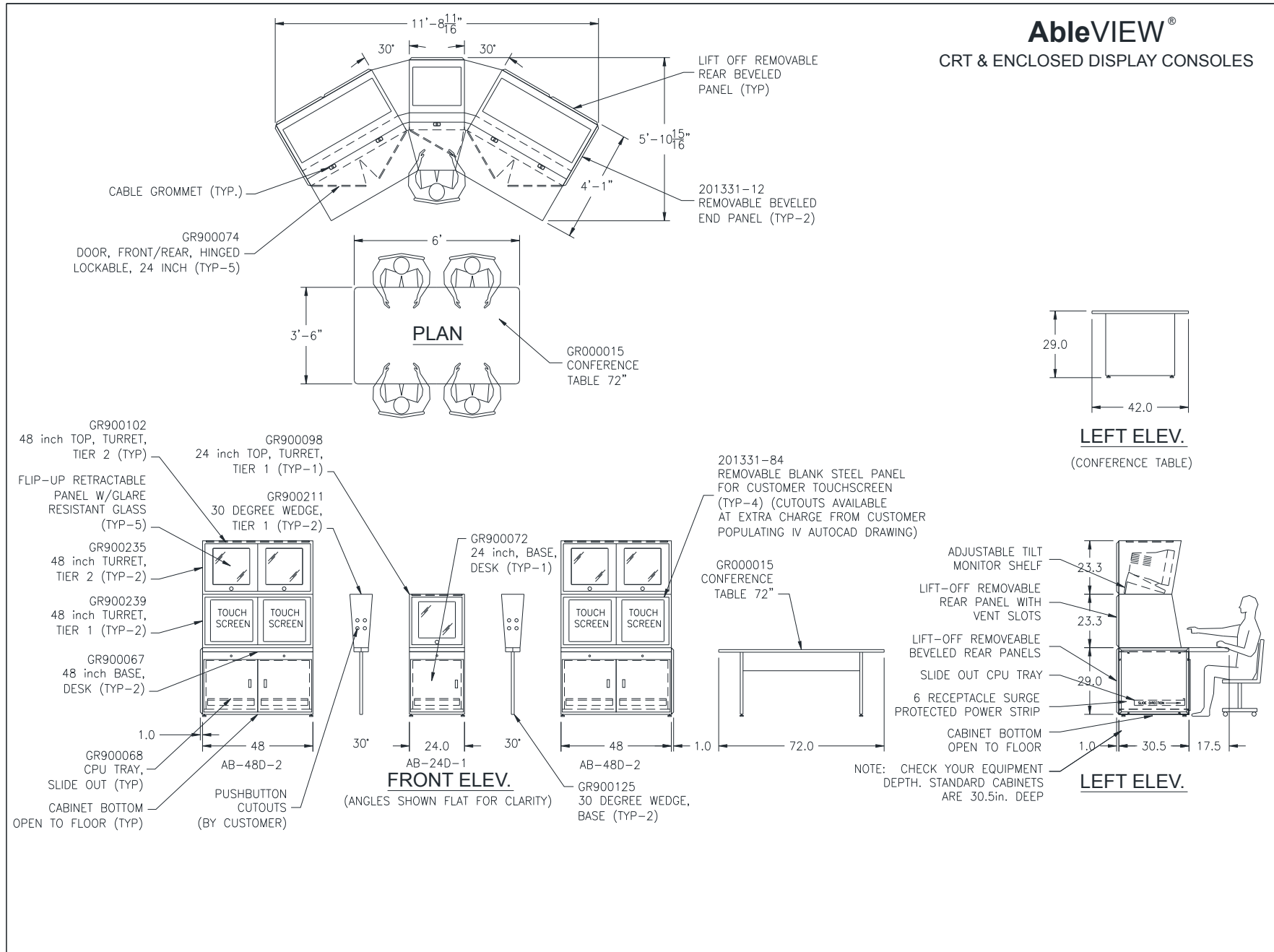


NOTE: CHECK YOUR EQUIPMENT
DEPTH. STANDARD CABINETS
ARE 30.5in. DEEP

LEFT ELEV.

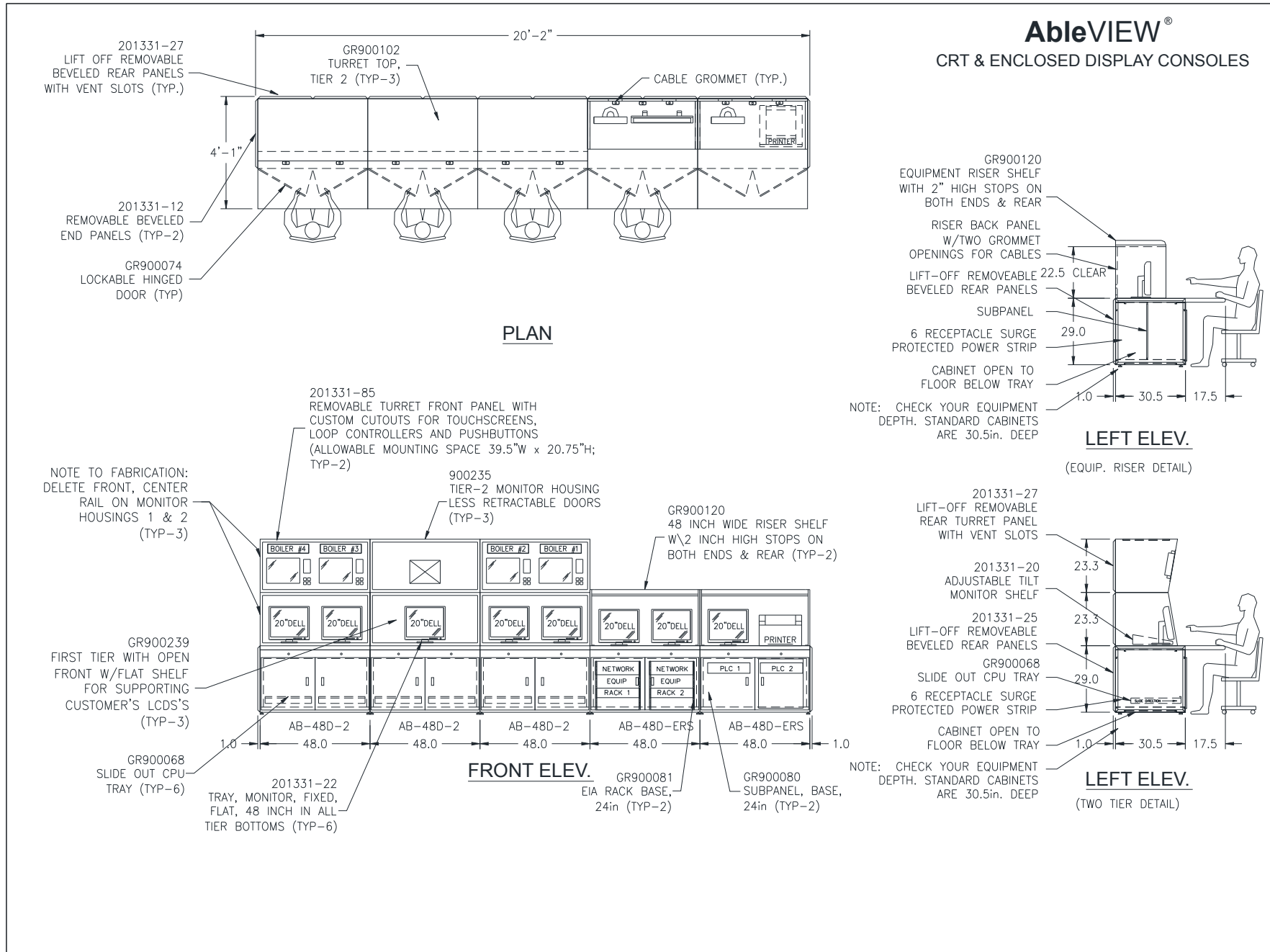
TYPICAL LAYOUT DRAWINGS

2-tier technical furniture with matching conference table in coal mine control room



TYPICAL LAYOUT DRAWINGS

Operator console with 2-tier equipment riser shelves and turrets with custom cutouts



"Lots of oohs and aahs around here. I wouldn't typically order something of this scale from an unknown vendor, whose product I wasn't able to see first hand. But, the website was organized and offered tons of information."

Your sales personnel were knowledgeable, available and their communication was prompt and direct. I had hoped I'd find the same quality in the product as I'd experienced in the service; and I was right."

What did you like most? "Your console furniture was durable, application appropriate and modular."

Senior Systems Engineer, Fiberweb, Inc.

"Materials of construction are extremely good. I was surprised by the weight of each unit. Installation went smoothly; it was very straight forward. Your operator consoles look good."

Project Engineer, Systems Integrator installing control consoles on drilling rig in the South China Sea

"Our plant mgr is delighted with the new computer console. He enjoys showing off our new control room to visitors."
Engineering. Manager, PCS Nitrogen

"Finally, we are onsite installing this console. By the way, the customer loves it! This is a very good quality computer console."

Project Engineer, Engineering Constructor with control room desks with ventilation fans and filters and control console

"Your product is excellent and service was very good. I will buy more."

Project Engineer, Systems Integrator working on industrial computer desks project at Radford Army Ammunition Plant

"We are pleased with the console furniture you provided for our control room upgrade. They are heavier than we anticipated and they're definitely built to last!"

*-Project Engineer, Champion Technology
Technical furniture in new ethanol plant*

"What did I like best? The quality. You have a high quality product. Everything as far as construction, fit and finish is of high quality. It is very sturdy equipment and should hold up very well. Overall your furniture is top notch!"

*-Project Engineer, Electrical Contractor
installing a 1-tier control console furniture in a coal mine*

"Thank you for your control room design support. Once our control room consoles arrived, everyone here had a look at them and agreed that they totally blow away what we used to use."

*Project Manager, Systems Integrator for Consolidated Coal
1-tier consoles with fans and filters for added ventilation*

"Everyone was impressed with the operator consoles you provided. They look good."

*Electrical.Engineer, NutraSweet
console desks with equipment riser shelves*

Detailed Specifications for AbleVIEW[®] Modular Console Product Family

ImageVision-AbleVIEW-Detailed-Specifications-RevC (Page 1 of 3)

I. General

- 1) The control room console shall be ImageVision, Inc. of La Grange, TX consisting of individual modular units, and angled wedge sections, each designed to be assembled into a complete console structure.
- 2) The console shall be fully modular in design and construction.
- 3) The console system shall ship in individual fully assembled units to be leveled in position and bolted together at the end user's site for fast/easy control console assembly.
- 4) The console shall be ergonomically designed for operator comfort and suitable for housing and mounting personal computers, 21" CRT's, 19 inch EIA rack mount equipment, video monitors, or subpanels for PLC's, Distributed Control Systems, and other items required in a control room environment.
- 5) The console system shall have the ability to house panel mounted components such as panel meters, chart recorders, push buttons, pilot lights, and other components required by the system.
- 6) The console system shall have the option of being desks or one or two monitor tiers high.

II. Construction

- 1) ImageVision, Inc. console modules shall be fully assembled and fabricated from steel. Fabrication will be provided in a ISO 9001:2001 fabrication facility utilizing published quality standards and regular, independent audits.
- 2) The base frame is to be constructed of multiform 14-gage steel. This base frame will be suitable for electronic and process control cabinetry to be deployed worldwide. Frame structures are to be available in 24 inch or 48 inch width and be capable of passing a 3000 lb. static load test. The construction techniques employed shall insure that the frame structure will maintain its dimensional accuracy during shipping and installation.
- 3) Various means will be offered to mount equipment, including ball bearing pullout CPU or equipment trays, solid floor panels with conduit entries; sub-panels, adjustable height shelves, and EIA rails for rack mounting equipment.
- 4) To assure alignment of the complete system, levelers are provided at each corner. The console work surfaces shall be joined with a "self-aligning" draw-bolt assembly to insure smooth seams between units.

5) Standard end and rear panels shall be lift-off and constructed out of 16-gage steel. These panels shall have smoothly welded, dressed, beveled corners to both enhance appearance and avoid square corners that could cause scratches and injury.

6) Front or rear hinged doors are welded 16-gauge steel with stiffeners and smooth radius edges for strength and rigidity. Doors are to include lockable handles.

7) Console Modules

A) The base module constitutes a desk structure for supporting the work surface and the upper tier modules. The standard base unit shall consist of front hinged doors and rear lift-off panels. The work surface height shall be 29" from the bottom of the console frame to the top of the work surface to insure maximum operator comfort while using a standard computer keyboard. The height is adjustable for optimum comfort via the leveling feet. The manufacturer shall provide the following options:

- Pull out equipment trays with full extension 100 lbs. rated slides with clearance for standard tower computers.
- 19" EIA rack mount rails (front or rear rail pairs, or both when needed). To include EIA rack mounted fixed-shelf option.
- Slide out racks to be available where required.
- Sub-panels for the mounting of electrical panel components on the front, rear, or either side.
- Adjustable shelves and bottom panel shelves.
- Front & Rear hinged (lockable) doors or both.
- Printer and work tables to match control consoles.

B) The monitor tiers shall be constructed from 14-gauge steel frames with retractable front monitor doors. The monitor tier housings shall be interchangeable between the 1st and 2nd tier.

C) A separate (removable) goose-neck task light module shall be mounted to the end fame of the 1st tier.

D) For optimum ergonomics, the front shall slope back at a 10-degree angle and include 0.15-inch thick tempered glass with an anti-glare to minimize screen glare for the operator.

E) The lower monitor tier shall accommodate a monitor size of 21 inches minimum and allow easy removal of the monitor from the rear without the use of special tools. The housing shall employ an adjustable tilt monitor tray to allow the monitor to be properly positioned within the housing.

F) The front retractable doors shall be replaceable with fixed panel option when required to allow for the addition of EIA mounting rails or a full width blank front panel to mount control components. These front panels shall be available with custom laser cutouts from the factory for fast and easy field installation of control components and equipment.

G) Work surface shall be rated to withstand a distributed load of 500-lbs.

H) Work surfaces shall utilize a bull nose 2" thick design on the front edge, with a Nevamar Charcoal Matrix (or equivalent) post forming laminate on the top, sides, and a portion of the underside. The console manufacturer shall offer other laminates at the request of the end user. The work surfaces are also available in full depth desk style for consoles without monitor tiers. Once assembled the work surfaces shall appear to be continuous utilizing draw bolts to align and tie together each individual work surface.

Laminate front edge shall be seamless to avoid wrist irritation.

III. Finish

- 1) All metal shall be thoroughly cleaned and prepped prior to the application of the powder coat paint finish.
- 2) All exterior surfaces shall be powder coat painted in an opaque beige finish. Interior frames and surfaces are to be opaque gray. The console manufacturer shall provide custom colors when desired by the end user.

IV. Assembly & Shipment

- 1) **Each unit in the console system shall be shipped fully assembled.** This will allow individual units to be located within the control room/operations area, leveled, and bolted together for fast and easy control console installation.
- 2) Console units shall be edge protected, shrink wrapped and strapped to individual custom pallets to protect each console unit during shipment and assist in handling console units.
- 3) The console system shall be shipped via ImageVision's preferred carriers to minimize the risk of damage during shipment.

V. Electrical

- 1) Each control console unit shall be shipped with 7-outlet surge protected power strips with EMI/RFI protection and 6 foot cords.

ErgonomicVIEW®



Sit Stand Workstations

www.imagevisionconsoles.com

Product Catalog

ErgonomicVIEW

Complete
Ergonomic Console Solutions
Electronic Height Adjustable Sit-Stand Workstations

[Learn more...](#)

SINGLE OR DOUBLE TABLE TOPS
SITTING OR STANDING HEIGHT
ADJUSTABLE PRESETS

Motorized for ERGONOMIC ADJUSTMENT
Working Environment FLEXIBILITY
Operator CONVENIENCE

Laminated Table Tops Powder Coat Finish Task Lights Phone Shelf Integral Cable Management
Computer Shelf Options Power Outlets Slide-out Keyboard Trays Battery Power Options Monitor Arms
Drawers Control Enclosures Bookcases Slide-Out Trays Sub-Panels EIA Equipment Racks

• **Control Rooms** • **Security Furniture** • **Command Centers** • **Medical Imaging Solutions**

ErgonomicVIEW[®]

 **ImageVision**
Modular Consoles[®]

Adjustable Height Sit Stand Workstation

www.imagevisionconsoles.com

Single Top in 48, 60 or 72in. Widths



ErgonomicVIEW[®]

 **ImageVision**
Modular Consoles[®]

Height Adjustable Tables

www.imagevisionconsoles.com

Double Tops in 48, 60 or 72in. Widths



Features and Options

Features:

One or two individually-controlled motorized tabletop; range 28-47 inches
Tabletops travel up and down allowing optimal height adjustment
Double top units allow independent control of monitor height
Height adjustments for either sitting or standing control console operators
Height adjustment controls are conveniently located below work surfaces
ErgonomicVIEW consoles are ideal for medical imaging solutions

Base brackets for computers:

Support trays for CPU's are located on the base of the unit
This frees up tabletop work space and keeps floor space clear
Our ErgonomicVIEW units can support up to four CPU trays

Cable Management System:

Cables are routed to keep them unobtrusive to prevent cable clutter
Cables to power units are isolated inside cable chains for operator safety

Power Outlets:

Power strips are provided for auxiliary equipment

Options:

Task lights
Phone stands
Chief brand fixed or adjustable monitor arms; single or dual extension
Four programmable presets on the sit stand desk height controls
Five programmable presets on indirect ambient lighting controls
Mounting brackets for accommodating up to a four-bank X-ray

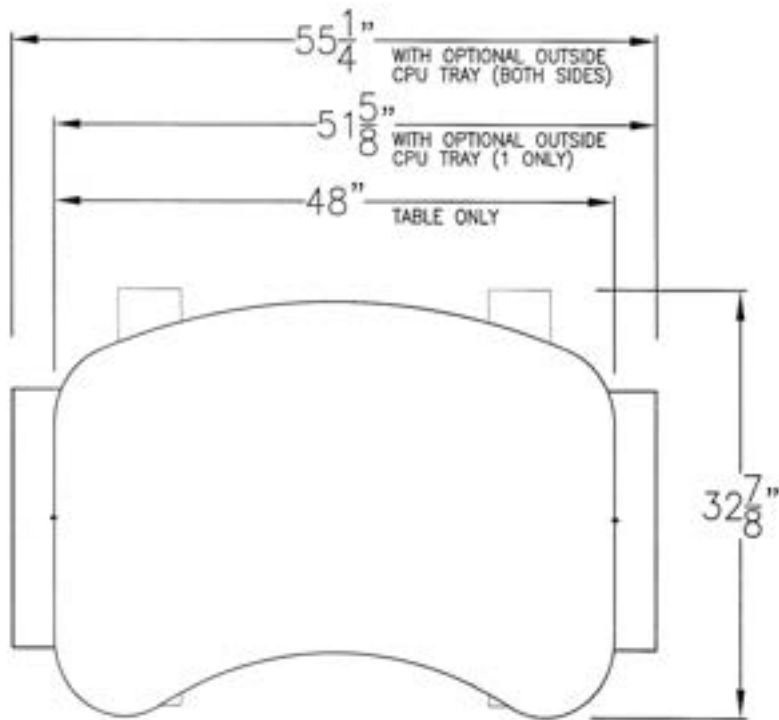
Dimension Drawings

Adjustable height sit to stand desk solutions

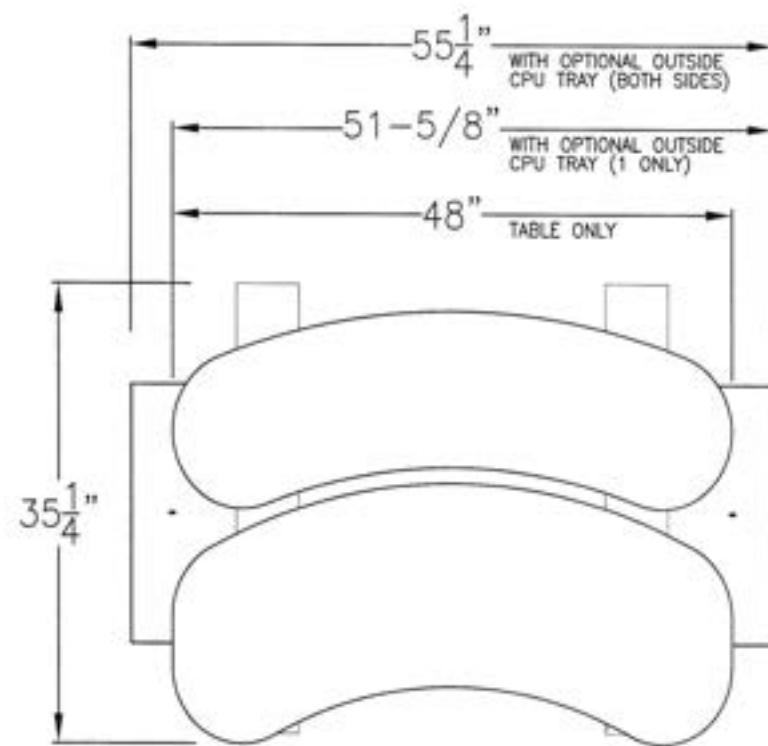
ErgonomicVIEW®

THE ERGONOMIC COMPUTER WORKSTATION

Single 48in. Tabletop



Double 48in. Tabletops



FLOOR PLAN DIMENSIONS

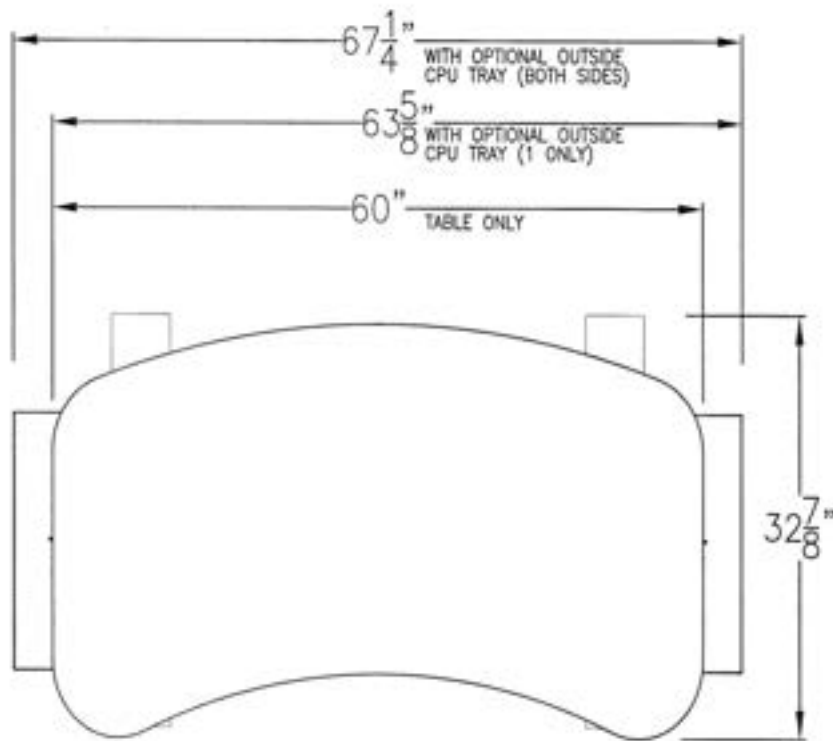
Dimension Drawings

Adjustable height sit stand desk solutions

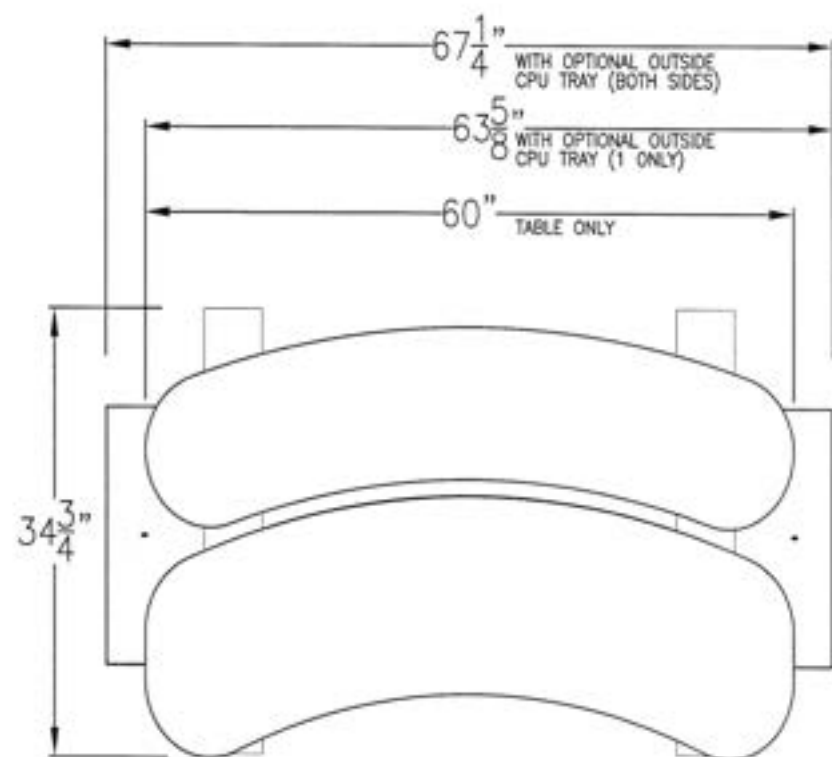
ErgonomicVIEW®

THE ERGONOMIC COMPUTER WORKSTATION

Single 60in. Tabletop



Double 60in. Tabletops



FLOOR PLAN DIMENSIONS

Dimension Drawings

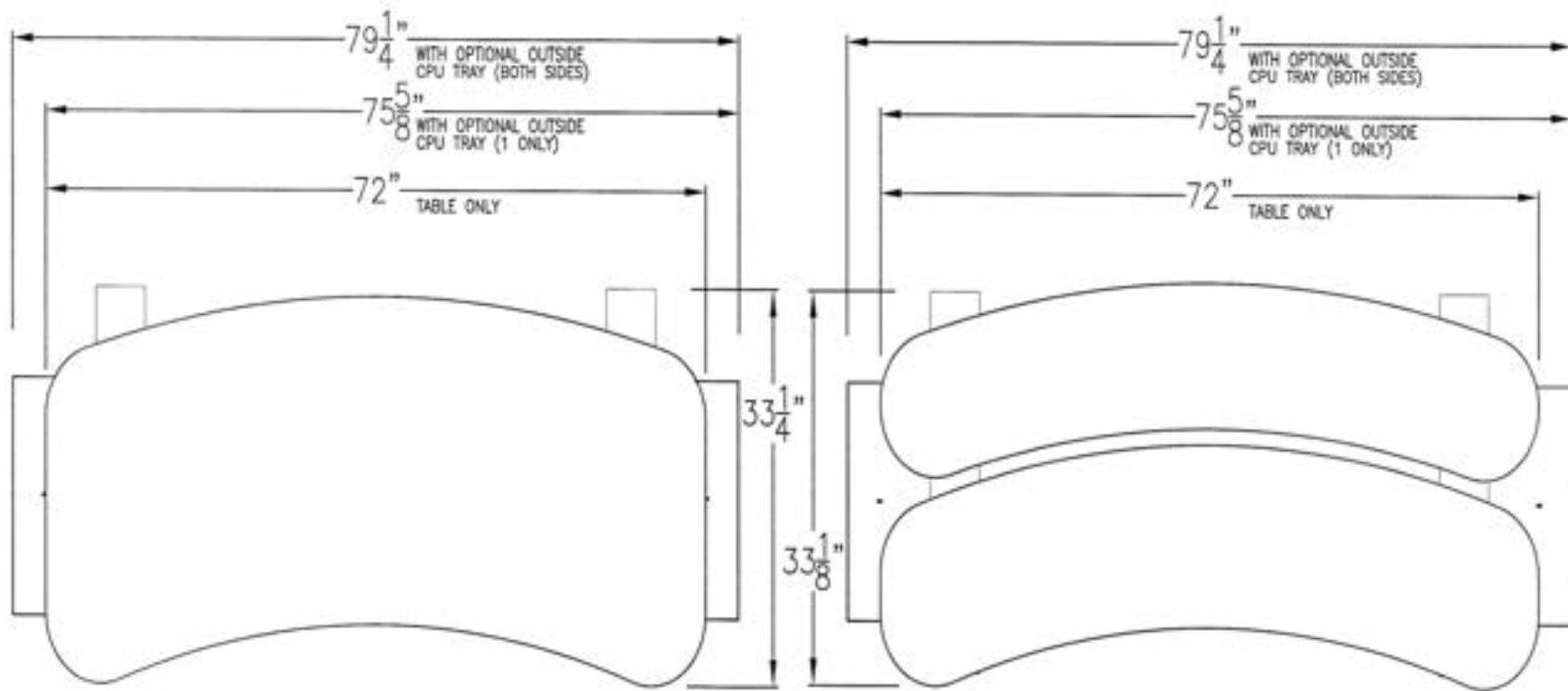
Adjustable height medical imaging solutions

ErgonomicVIEW®

THE ERGONOMIC COMPUTER WORKSTATION

Single 72in. Tabletop

Double 72in. Tabletops



FLOOR PLAN DIMENSIONS

ErgonomicVIEW®



Series 2 Adjustable Height Workstations

www.imagevisionconsoles.com

Product Catalog

ErgonomicVIEW - Series 2

Complete
Ergonomic Console Solutions
Mobile Electronic Adjustable Height Workstations
[Learn more...](#)

SINGLE OR DOUBLE TABLE TOPS
SITTING OR STANDING HEIGHT
ADJUSTABLE PRESETS

Motorized for ERGONOMIC ADJUSTMENT
Working Environment FLEXIBILITY
Operator CONVENIENCE

Laminated Table Tops Powder Coat Finish Task Lights Phone Shelf Integral Cable Management
Computer Shelf Options Power Outlets Slide-out Keyboard Trays Battery Power Options Monitor Arms
Drawers Control Enclosures Bookcases Slide-Out Trays Sub-Panels EIA Equipment Racks

• **Control Rooms** • **Security Furniture** • **Command Centers** • **Medical Imaging Solutions**

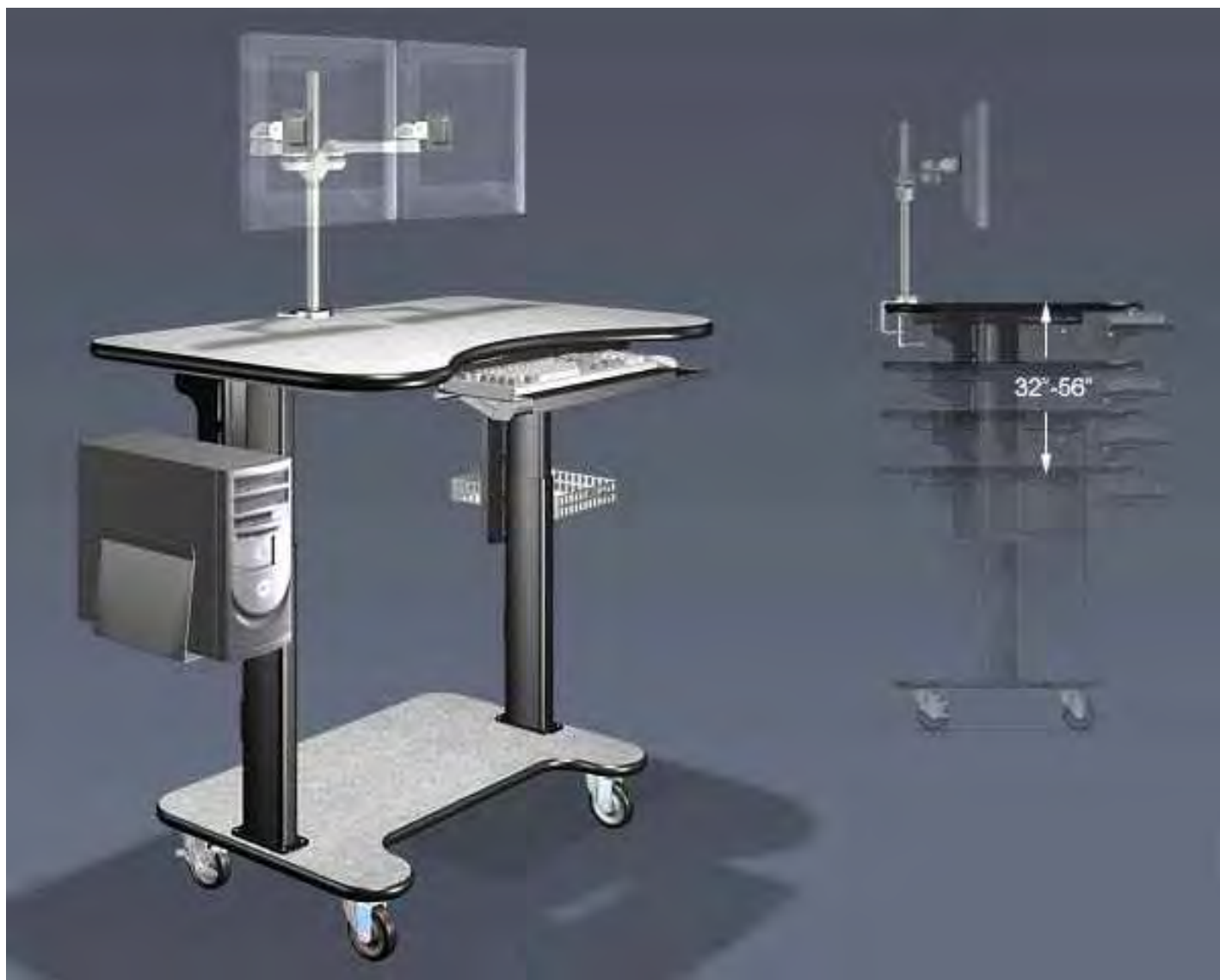
ErgonomicVIEW[®]

 **ImageVision**
Modular Consoles[®]

Series 2 - Mobile Adjustable Height Workstation

www.imagevisionconsoles.com

Single Top in 24, 48, or 60 in. Widths



Our Most Economical Adjustable Height Workstation

Product Catalog

Related Products

Complete the Package
for Your Operator Console Project

[Learn more...](#)

Adjustable Monitor Arm and Desk Stands from Ergotron and Chief
Ergonomic 24-Hour Rated Chairs from Pinnacle Seating
EIA Rack Cabinets from Emcor and Dell
X-Ray Illuminators from Point A
and More

• [Control Rooms](#) • [Security Furniture](#) • [Command Centers](#) • [Medical Imaging Solutions](#)

Other Related Products

Ergonomic 24-Hour Rated Chairs from Pinnacle Seating
[learn more...](#)

Monitor Arms and Desk Stands from Ergotron
[learn more...](#)

Monitor Arms and Desk Stands from CHIEF
[learn more...](#)

LumiVision X-Ray Viewers from Point A
[learn more...](#)

Vista X-Ray Illuminators from Point A
[learn more...](#)

S&S X-Ray Illuminators
[learn more...](#)